



The Honorable
EDDIE BAZA CALVO
Governor

The Honorable
RAY TENORIO
Lieutenant Governor



CARL V. DOMINGUEZ

Director

JESSIE B. PALICAN

Deputy Director

January 21, 2014

32-14-1187
Office of the Speaker
Judith T. Won Pat, Ed. D.
Date 1-22-14
Time 9:40am
Received by [Signature]

The Honorable Speaker Judith T. Won Pat, Ed. D.
I Mina Trentai Dos Na Liheslaturan Guahan
155 Hesler Place
Hagåtña, Guam 96910

Subject: Fiscal Year 2014 First Quarter – Federal Grants-In-Aid (FGIA) Financial Report

Dear Madam Speaker Won Pat:

Buenas yan Hafa Adai !

Transmitted herewith is the Department of Public Works' Federal Grants-In-Aid (FGIA) Financial Report for Fiscal Year 2014 First Quarter (year-to-date) and for the month ending December 31, 2013.

This report can be viewed on our website at www.dpw.guam.gov.

Should you require further information or inquiries, please do not hesitate to contact Mrs. Arleen U. Pierce, Controller at 646-3154 or 646-3231.

Si Yu'us Mo'ase,

ANN
[Signature]
CARL V. DOMINGUEZ

Attachments: FGIA Financial Report

cc: Office of the Public Auditor, OPA
Bureau of Budget and Management Research, BBMR
Department of Administration, DOA
Guam State Clearinghouse (federally funded programs only)

1187

2014 JAN 22 AM 11:33
[Signature]

Office of Finance and Budget
 DEPARTMENTAL FEDERAL FUNDING ABSTRACT
 (Note: This form has a continuation page)

Department/Agency: Department of Public Works
 Division/Program: Office of Highway Safety
 AS400 Account Number: 5101E**10*****

Department/Agency Head Certification	
Certified as to the accuracy of information contained herein:	
CARLY DOMINGUEZ	Signature
<i>[Signature]</i>	Date
	11/6/14

Grant Title	CFDA Number	Grant Award No.	Fiscal Year 2012						Fiscal Year 2013						
			FY 2012 Federal Grant Award Received	Grant Period	Indirect Cost Applied for/Amount Rec'd.	FY 2012 Expenditures/Encumbrances 1/	FY 2012 Actual Federal Reimbursement	No. of FTE's Funded by Grant	Grant Award No.	FY 2013 Federal Grant Award Received	Grant Period	Indirect Cost Applied for/Amount Rec'd.	FY 2013 Expenditures/Encumbrances 2/	FY 2013 Actual Federal Reimbursement	No. of FTE's Funded by Grant
Alcohol & Other Drugs	20.60	AL12 (N01) AL12 (C01)	\$ 300,989.01 \$ 122,715.22	Annual	0	\$ 293,709.27 \$ 118,756.04	\$ 133,914.69 \$ 116,383.24	2	AL13 (N01) AL13 (C01)	\$ 299,932.72 \$ 25,051.97	Annual	0	\$ 286,784.00 \$ 24,696.01	\$ 266,389.91 \$ 24,696.01	2
Occupant Protection	20.60	OP12 (N02) OP12 (C02)	\$ 176,098.65 \$ 21,602.72	Annual		\$ 160,978.73 \$ 15,538.43	\$ 127,795.52 \$ 10,057.36	2	OP13 (N02) OP13 (C02)	\$ 104,847.77 \$ 21,184.21	Annual		\$ 98,623.77 \$ 21,184.21	\$ 86,811.18 \$ 25,730.71	1
STEP	20.60	PT12 (N03) PT12 (C03)	\$ 7,433.97 \$ 64,716.64	Annual		\$ 7,425.16 \$ 63,683.62	\$ 4,881.24 \$ 61,352.56		PT13 (N03) PT13 (C03)	\$ 71,220.49 \$ 1,041.83	Annual		\$ 35,957.18	\$ 27,738.28	
EMS/Injury Prevention	20.60	EM12 (N04) EM12 (C04)		Annual					EM13 (N04) EM13 (C04)		Annual				
TRIMS	20.60	TR12 (N05) TR12 (C05)	\$ 29,645.88 \$ 6,591.54	Annual		\$ 27,900.11 \$ 6,591.54	\$ 24,595.82 \$ 6,591.54	1	TR13 (N05) TR13 (C05)	\$ 35,874.82 \$ 2,380.99	Annual		\$ 34,587.56 \$ 1,745.77	\$ 29,511.71 \$ 1,745.77	1
Planning & Administration	20.60	PA12 (N06) PA12 (C06)	\$ 58,717.49 \$ 2,608.47	Annual		\$ 58,717.49 \$ 2,608.47	\$ 19,795.71 \$ 7,211.24	2	PA13 (N06) PA13 (C06)	\$ 58,541.75	Annual		\$ 55,293.44	\$ 54,622.50	1
Roadway Safety	20.60	RS12 (N09) RS12 (C09)		Annual					RS13 (N09) RS13 (C09)		Annual				
Pedestrian/Bicycle Safety	20.60	PS12 (N18) PS12 (C18)		Annual					PS13 (N18) PS13 (C18)		Annual				
Data Program SAFETEA-LU	20.60	K912 (N40) K912 (C40)	\$500,000.00 \$ 705,831.61	Annual		\$ 521,279.43	\$ 452,136.89		K913 (N40) K913 (C40)	\$ 684,552.18	Annual		\$ 571,025.13	\$ 571,025.13	1
Safety Belts Incentive	20.60	K412 (N41) K412 (C41)	\$ 4,231.00	Annual		\$ 4,226.01	\$ 3,658.16		K413 (N41) K413 (C41)		Annual				
Paid Media	20.60	PM12 (N17) PM12 (C17)	\$ 14,290.00	Annual		\$ 14,290.00	\$ 14,290.00		PM13 (N17) PM13 (C17)	\$ 15,000.00	Annual		\$ 14,499.00	\$ 14,499.00	
OP Incentive Grant	20.60	K212 (N20) K212 (C20)	68,635.64 24,174.69	Annual		21,921.07 21,069.52	12,556.22 18,381.62		K213 (N20) K213 (C20)	\$ 49,819.74	Annual		46,913.88	46,913.88	1
Paid Media Section 405	20.60	K2PM12 (N19) K2PM12 (C19)	5,000.00 3,624.00	Annual		3,300.00	3,300.00		K2PM13 (N19) K2PM13 (C19)	\$ 5,324.00	Annual		5,000.00	0.00	
OP Low - HVE (405b)	20.616								M2HVE13 (N11)	\$ 29,499.00	Annual		24,499.00	3,543.57	
OP Low - Training (405b)	20.616								M2TR13 (N12)	\$ 35,200.00	Annual		17,006.51	9,333.52	
OP Low - Public Education (405b)	20.616								M2PE13 (N13)	\$ 81,009.79	Annual		46,757.59	28,684.09	
OP Low - CSS (405b)	20.616								M2CSS13 (N14)	\$ 5,915.24	Annual		5,800.61	0.00	
Data Program (405c)	20.616								M3DA13 (N15)	\$ 129,261.12	Annual		17,649.00	17,649.00	
DD - Public Education (405e)	20.616								M8PE13 (N21)	\$ 71,113.70	Annual				
DD - Traffic Signs (405e)	20.616								M8TS13 (N22)	\$ 5,400.00	Annual				
DD - Police Traffic (405e)	20.616								M8*PT13 (N23)	\$ 20,000.00	Annual				
DD - Traffic Records (405e)	20.616								M8*TR13 (N24)	\$ 20,000.00	Annual				
DD - Distracted Driving (405e)	20.616								M8*DD13 (N25)	\$ 36,513.70	Annual		13,621.63	0.00	
Total			\$ 2,117,130.21	\$ -	\$ -	\$ 1,341,994.89	\$ 1,016,901.81	\$ 7	0	\$ 1,808,685.02	\$ -	\$ -	\$ 1,321,644.29	\$ 1,208,894.26	7

1/ If a grant is a continuing grant from previous fiscal years, indicate only in this column, the expenditures/encumbrances which occurred in FY 2012 (10/01/11 to 09/30/12).
 2/ If a grant is a continuing grant from previous fiscal years, indicate only in this column, the expenditures/encumbrances which occurred in FY 2013 (10/01/12 to 09/30/13).
 3/ If a grant is a continuing grant from previous fiscal years, indicate only in this column, the expenditures/encumbrances which occurred in FY 2014 (10/01/13 to 09/30/14).

Office of Finance and Budget
DEPARTMENTAL FEDERAL FUNDING ABSTRACT
(Continued from page 1)

Division/Program: Office of Highway Safety
AS400 Account Number: 5101E**10*****

As of December 31, 2013													
Fiscal Year 2014									FY 2015 Federal Award Request				
Grant Title	CFDA Number	Grant Award No.	FY 2014 Federal Grant Award Received	Grant Period	Indirect Cost Applied for/Amount Rec'd.	FY2014 Expenditures/Encumbrances 3/	FY 2014 Actual Federal Reimbursement	No. of FTE's Funded	FY 2015 Federal Award Request	Grant Award No.	Grant Period	Indirect Cost Applied for/Amount Rec'd.	No. of FTE's to be Funded by Grant
Alcohol & Other Drugs	20.60	AL14 (N01) AL14 (C01)	\$ 42,200.00 \$ 13,504.68	Annual	- 0	\$ - \$ 26,820.50	\$ - \$ -	2	\$ 181,584.00	AL15	Annual		2
Occupant Protection	20.60	OP14 (N02) OP14 (C02)	\$ 26,925.24 \$ 6,224.00	Annual		\$ 2,462.51 \$ 10,998.97		1	\$ 141,584.72	OP15	Annual		1
STEP	20.60	PT14 (N03) PT14 (C03)	\$ 13,586.82 \$ 9,599.78	Annual		\$ 3,093.91 \$ 11,322.35		1	\$ 130,544.55	PT15	Annual		1
TRIMS	20.60	TR14 (N04) TR14 (C04)	\$ 8,493.96 \$ 1,922.48	Annual		\$ 1,378.06 \$ 6,043.37		1	\$ 33,400.00	TR15	Annual		1
Planning & Administration	20.60	PA14 (N05) PA14 (C05)	\$ 16,556.52 \$ 3,170.81	Annual					\$ 68,304.28	PA15	Annual		
Paid Media	20.60	PM14 (N06) PM14 (C06)		Annual					\$ 30,000.00	PM15	Annual		
Paid Media Section 405	20.60	K2PM14 (N51) K2PM14 (C51)	\$ 324.00	Annual									
OP Incentive Grant	20.60	K214 (N50)		Annual									
Data Program (408)	20.60	K914 (C52)	\$ 56,494.96	Annual									
OP Low - HVE (405b)	20.616	M2HVE14 (C20)	\$ 5,000.00	Annual		\$ -							
OP Low - Training (405b)	20.616	M2TR14 (C21)	\$ 18,193.49	Annual									
OP Low - Public Education (405b)	20.616	M2PE14 (C22)	\$ 38,498.70	Annual		\$ 28,203.33		1					1
OP Low - CSS (405b)	20.616	M2CSS14 (C23)	\$ 114.63	Annual									
Data Program (405c)	20.616	M3DA14 (C30)	\$ 111,612.12	Annual									
DD - Public Education (405e)	20.616	M8PE14 (C40)		Annual									
DD - Traffic Signs (405e)	20.616	M8TS14 (C41)		Annual									
DD - Police Traffic (405e)	20.616	M8*PT14 (C42)		Annual									
DD - Traffic Records (405e)	20.616	M8*TR14 (C43)	\$ 20,000.00	Annual									
DD - Distracted Driving (405e)	20.616	M8*DD14 (C44)		Annual		\$ 17,078.76							
			\$ 392,422.19	\$ -	\$ -	\$ 107,401.76	\$ -	6	\$ 585,417.55	\$ -	\$ -	\$ -	6

1/ If a grant is a continuing grant from previous fiscal years, indicate only in this column, the expenditures/encumbrances which occurred in FY 2012 (10/01/11 to 09/30/12).
2/ If a grant is a continuing grant from previous fiscal years, indicate only in this column, the expenditures/encumbrances which occurred in FY 2013 (10/01/12 to 09/30/13).
3/ If a grant is a continuing grant from previous fiscal years, indicate only in this column, the expenditures/encumbrances which occurred in FY 2014 (10/01/13 to 09/30/14).

**U.S. Department of Transportation
National Highway Traffic Safety Administration**

Fiscal Year: 2013

**Obligation Limitations Report for
Guam**

Date 1/7/2014

Funding Category	Current Funds	Date Released in GTS
NHTSA 402	\$286,365.24	11/27/2012 2:14:11 PM
NHTSA 402	\$298,759.75	6/13/2013 10:26:38 AM
NHTSA 402	\$292.56	9/27/2013 3:30:52 PM
Total NHTSA 402	\$585,417.55	
MAP 21 405b Occupant Protection Low Belt Use	\$33,318.95	5/2/2013 3:00:20 PM
MAP 21 405b Occupant Protection Low Belt Use	\$82,317.55	6/28/2013 10:02:27 AM
MAP 21 405b Occupant Protection Low Belt Use	\$35,987.53	7/19/2013 3:43:41 PM
Total MAP 21 405b Occupant Protection Low Belt Use	\$151,624.03	
MAP 21 405c Data Program	\$98,581.36	6/28/2013 10:04:59 AM
MAP 21 405c Data Program	\$30,679.76	7/19/2013 3:39:35 PM
Total MAP 21 405c Data Program	\$129,261.12	
MAP 21 405e Distracted Driving	\$153,027.40	7/22/2013 2:22:14 PM
Total MAP 21 405e Distracted Driving	\$153,027.40	
Total	\$1,019,330.10	

Funding Category	Carry Forward Funds	Running Year / Fiscal Year of Origin
NHTSA 402	\$49,659.00	6 / 2012
Total NHTSA 402	\$49,659.00	
405 Occupant Protection	\$55,143.74	3 / 2012
Total 405 Occupant Protection	\$55,143.74	
408 Data Program	\$184,552.18	6 / 2011
408 Data Program	\$500,000.00	6 / 2012
Total 408 Data Program	\$684,552.18	
NHTSA 406	\$4.99	6 / 2009
Total NHTSA 406	\$4.99	
Total	\$789,359.91	

1/09/14

Period Ending 09/2012

15:41:44

Position to Account 5101E1210

FY 2012

Appropriation account number : 5101E1210

Obligation end date :

Original Appropriation : 1,304,510.20

Budget Adjustments : 812,620.01

Total Appropriation : 2,117,130.21

Current Period

Year To Date

Allotments : 1,344,633.80

Expenditures : 1,306,593.95

Outstanding Encumbrances . . . : 35,400.94

1,341,994.89

Funds Available : 2,638.91

Unallotted Balance : 772,496.41

Funds in Reserve :

User ID. . . . : DPWMATAT
 To date. . . . : 9/2012
 Account. . . . : 5101E121066EI 01
 Dept/Division :

Exclude Object Codes:

<u>Account Number</u>	<u>Account Name</u>	<u>YTD Allotment</u>	<u>YTD Expenditures</u>	<u>O/S Encumbrance</u>	<u>Available Funds</u>	<u>Unallotted Balance</u>
5101E121066EIC01111	SEC 402 AL-ALCHL/DRGS CNTRMEAS	17,358.40	17,358.40			2,024.94
19,383.34						
5101E121066EIC01113	SEC 402 AL-ALCHL/DRGS CNTRMEAS	5,700.42	5,700.42			708.14
6,408.56						
5101E121066EIC01220	SEC 402 AL-ALCHL/DRGS CNTRMEAS	5,399.51	5,399.51			
5,399.51						
5101E121066EIC01230	SEC 402 AL-ALCHL/DRGS CNTRMEAS	5,123.08	5,123.08			702.73
5,825.81						
5101E121066EIC01240	SEC 402 AL-ALCHL/DRGS CNTRMEAS					
5101E121066EIC01250	SEC 402 AL-ALCHL/DRGS CNTRMEAS					
5101E121066EIC01280	SEC 402 AL-ALCHL/DRGS CNTRMEAS	20,000.00	19,476.63		523.37	
20,000.00						
5101E121066EIC01450	SEC 402 AL-ALCHL/DRGS CNTRMEAS	65,698.00	65,698.00			
65,698.00						
EIC01 PROGRAM TOTALS		Count: 8	118,756.04		523.37	3,435.81
122,715.22		119,279.41				
5101E121066EIN01111	SEC 402 AL-ALCHL/DRGS CNTRMEAS	74,889.60	74,889.60			
74,889.60						
5101E121066EIN01113	SEC 402 AL-ALCHL/DRGS CNTRMEAS	25,138.09	25,138.09			.07
25,138.16						
5101E121066EIN01220	SEC 402 AL-ALCHL/DRGS CNTRMEAS	7,054.02	7,054.02			2,552.96
9,606.98						
5101E121066EIN01230	SEC 402 AL-ALCHL/DRGS CNTRMEAS	3,475.90	3,475.90			2,814.10
6,290.00						
5101E121066EIN01240	SEC 402 AL-ALCHL/DRGS CNTRMEAS					
5101E121066EIN01250	SEC 402 AL-ALCHL/DRGS CNTRMEAS					
5101E121066EIN01280	SEC 402 AL-ALCHL/DRGS CNTRMEAS	183,996.70	147,750.72	35,400.94	845.04	1,067.57
185,064.27						
5101E121066EIN01450	SEC 402 AL-ALCHL/DRGS CNTRMEAS					
EIN01 PROGRAM TOTALS		Count: 8	258,308.33	35,400.94	845.04	6,434.70
300,989.01		294,554.31				
66 DIVISION TOTALS	Count: 16	413,833.72	377,064.37	35,400.94	1,368.41	9,870.51
423,704.23						
10 DEPARTMENT TOTALS:	Count: 16	413,833.72	377,064.37	35,400.94	1,368.41	9,870.51
423,704.23						
E12 APTYP+FY TOTALS:	Count: 16	413,833.72	377,064.37	35,400.94	1,368.41	9,870.51
423,704.23						
101 FUND TOTALS:	Count: 16	413,833.72	377,064.37	35,400.94	1,368.41	9,870.51
423,704.23						
FINAL TOTALS	Count: 16	413,833.72	377,064.37	35,400.94	1,368.41	9,870.51
423,704.23						

User ID. . . . : DPWMATAT
 To date. . . . : 9/2012
 Account. . . . : 5101E121066EI 02
 Dept/Division :

Exclude Object Codes:

<u>Account Number</u>	<u>Account Name</u>	<u>YTD Allotment</u>	<u>YTD Expenditures</u>	<u>O/S Encumbrance</u>	<u>Available Funds</u>	<u>Unallotted Balance</u>
5101E121066EIC02111	SEC 402 OP-OCCUPANT PROT(PI&E)					
14,467.83		9,837.21	9,837.21			4,630.62
5101E121066EIC02113	SEC 402 OP-OCCUPANT PROT(PI&E)					
6,438.65		5,004.98	5,004.98			1,433.67
5101E121066EIC02114	SEC 402 OP-OCCUPANT PROT(PI&E)					
5101E121066EIC02115	SEC 402 OP-OCCUPANT PROT(PI&E)					
5101E121066EIC02220	SEC 402 OP-OCCUPANT PROT(PI&E)					
5101E121066EIC02230	SEC 402 OP-OCCUPANT PROT(PI&E)					
5101E121066EIC02240	SEC 402 OP-OCCUPANT PROT(PI&E)					
696.24		696.24	696.24			
5101E121066EIC02250	SEC 402 OP-OCCUPANT PROT(PI&E)					
5101E121066EIC02280	SEC 402 OP-OCCUPANT PROT(PI&E)					
5101E121066EIC02450	SEC 402 OP-OCCUPANT PROT(PI&E)					

EIC02 PROGRAM TOTALS	Count:	10				
21,602.72	15,538.43		15,538.43			6,064.29

5101E121066EIN02111	SEC 402 OP-OCCUPANT PROT(PI&E)					
86,781.61		86,781.61	86,781.61			
5101E121066EIN02113	SEC 402 OP-OCCUPANT PROT(PI&E)					
39,226.07		39,226.07	39,226.07			
5101E121066EIN02220	SEC 402 OP-OCCUPANT PROT(PI&E)					
23,090.97		21,446.81	21,446.81			1,644.16
5101E121066EIN02230	SEC 402 OP-OCCUPANT PROT(PI&E)					
5101E121066EIN02240	SEC 402 OP-OCCUPANT PROT(PI&E)					
5101E121066EIN02250	SEC 402 OP-OCCUPANT PROT(PI&E)					
5101E121066EIN02280	SEC 402 OP-OCCUPANT PROT(PI&E)					
27,000.00		13,524.24	13,524.24			13,475.76
5101E121066EIN02450	SEC 402 OP-OCCUPANT PROT(PI&E)					

EIN02 PROGRAM TOTALS	Count:	8				
176,098.65	160,978.73		160,978.73			15,119.92

66 DIVISION TOTALS	Count:	18				
197,701.37	176,517.16		176,517.16			21,184.21

10 DEPARTMENT TOTALS:	Count:	18				
197,701.37	176,517.16		176,517.16			21,184.21

E12 APTYP+FY TOTALS:	Count:	18				
197,701.37	176,517.16		176,517.16			21,184.21

101 FUND TOTALS:	Count:	18				

197,701.37	176,517.16	176,517.16	21,184.21
FINAL TOTALS	Count:	18	
197,701.37	176,517.16	176,517.16	21,184.21

Run Date . . : 1/07/14
 Run Time . . : 10:40:08

STATEMENT OF APPROPRIATIONS, ALLOTMENT, OUTSTANDING ENCUMBRANCE AND EXPENDITURES

Page . . : 1
 Program: PRTAPPN

User ID. . . . : DPWMATAT
 To date. . . . : 9/2012
 Account. . . . : 5101E121066EI 03
 Dept/Division :

Exclude Object Codes:

<u>Account Number</u>	<u>Account Name</u>	<u>YTD Allotment</u>	<u>YTD Expenditures</u>	<u>O/S Encumbrance</u>	<u>Available Funds</u>	<u>Unallotted Balance</u>
5101E121066EIC03111	SEC 402 PT - SELECT TRAFF EDUC					
5101E121066EIC03113	SEC 402 PT - SELECT TRAFF EDUC					
5101E121066EIC03220	SEC 402 PT - SELECT TRAFF EDUC	11,000.00	9,986.78		1,013.22	
5101E121066EIC03230	SEC 402 PT - SELECT TRAFF EDUC					
5101E121066EIC03240	SEC 402 PT - SELECT TRAFF EDUC					
5101E121066EIC03250	SEC 402 PT - SELECT TRAFF EDUC					
5101E121066EIC03280	SEC 402 PT - SELECT TRAFF EDUC	20,867.64	20,847.84		19.80	
5101E121066EIC03450	SEC 402 PT - SELECT TRAFF EDUC	32,849.00	32,849.00			
EIC03 PROGRAM TOTALS		Count:	8			
	64,716.64	64,716.64	63,683.62		1,033.02	
5101E121066EIN03111	SEC 402 PT-SELECTIVE TRAFF EDU					
5101E121066EIN03113	SEC 402 PT-SELECTIVE TRAFF EDU					
5101E121066EIN03114	SEC 402 PT-SELECTIVE TRAFF EDU					
5101E121066EIN03115	SEC 402 PT-SELECTIVE TRAFF EDU					
5101E121066EIN03220	SEC 402 PT-SELECTIVE TRAFF EDU					
5101E121066EIN03230	SEC 402 PT-SELECTIVE TRAFF EDU	7,433.97	7,425.16		8.81	
5101E121066EIN03240	SEC 402 PT-SELECTIVE TRAFF EDU					
5101E121066EIN03250	SEC 402 PT-SELECTIVE TRAFF EDU					
5101E121066EIN03280	SEC 402 PT-SELECTIVE TRAFF EDU					
5101E121066EIN03450	SEC 402 PT-SELECTIVE TRAFF EDU					
EIN03 PROGRAM TOTALS		Count:	10			
	7,433.97	7,433.97	7,425.16		8.81	
66	DIVISION TOTALS	Count:	18			
	72,150.61	72,150.61	71,108.78		1,041.83	
10	DEPARTMENT TOTALS:	Count:	18			
	72,150.61	72,150.61	71,108.78		1,041.83	
E12	APTYP+FY TOTALS:	Count:	18			
	72,150.61	72,150.61	71,108.78		1,041.83	
101	FUND TOTALS:	Count:	18			

72,150.61	72,150.61	71,108.78	1,041.83
FINAL TOTALS	Count:	18	
72,150.61	72,150.61	71,108.78	1,041.83

Run Date . : 1/07/14
 Run Time . : 10:40:16

STATEMENT OF APPROPRIATIONS, ALLOTMENT, OUTSTANDING ENCUMBRANCE AND EXPENDITURES

Page . : 1
 Program: PRTAPPN

User ID. . . . : DPWMATAT
 To date. . . . : 9/2012
 Account. . . . : 5101E121065EI 05
 Dept/Division :

Exclude Object Codes:

<u>Account Number</u>	<u>Account Name</u>	<u>YTD Allotment</u>	<u>YTD Expenditures</u>	<u>O/S Encumbrance</u>	<u>Available Funds</u>	<u>Unalloted Balance</u>
5101E121065EIC05111	SEC 402 TR-TRAF REC INF MGT SY					
	4,690.08	4,690.08	4,690.08			
5101E121065EIC05113	SEC 402 TR-TRAF REC INF MGT SY					
	1,901.46	1,901.46	1,901.46			
5101E121065EIC05114	SEC 402 TR-TRAF REC INF MGT SY					
5101E121065EIC05115	SEC 402 TR-TRAF REC INF MGT SY					
5101E121065EIC05220	SEC 402 TR-TRAF REC INF MGT SY					
5101E121065EIC05230	SEC 402 TR-TRAF REC INF MGT SY					
5101E121065EIC05240	SEC 402 TR-TRAF REC INF MGT SY					
5101E121065EIC05250	SEC 402 TR-TRAF REC INF MGT SY					
5101E121065EIC05450	SEC 402 TR-TRAF REC INF MGT SY					

EIC05 PROGRAM TOTALS		Count:	9			
	6,591.54	6,591.54		6,591.54		

5101E121065EIN05111	SEC 402 TR-TRAFF REC INFO MGMT					
	21,496.00	20,100.32	20,100.32			1,395.68
5101E121065EIN05113	SEC 402 TR-TRAFF REC INFO MGMT					
	8,149.88	7,799.79	7,799.79			350.09
5101E121065EIN05220	SEC 402 TR-TRAFF REC INFO MGMT					
5101E121065EIN05230	SEC 402 TR-TRAFF REC INFO MGMT					
5101E121065EIN05240	SEC 402 TR-TRAFF REC INFO MGMT					
5101E121065EIN05250	SEC 402 TR-TRAFF REC INFO MGMT					
5101E121065EIN05450	SEC 402 TR-TRAFF REC INFO MGMT					

EIN05 PROGRAM TOTALS		Count:	7			
	29,645.88	27,900.11	27,900.11			1,745.77

65 DIVISION TOTALS		Count:	16			
	36,237.42	34,491.65	34,491.65			1,745.77

10 DEPARTMENT TOTALS:		Count:	16			
	36,237.42	34,491.65	34,491.65			1,745.77

E12 APTYP+FY TOTALS:		Count:	16			
	36,237.42	34,491.65	34,491.65			1,745.77

101 FUND TOTALS:		Count:	16			
	36,237.42	34,491.65	34,491.65			1,745.77

FINAL TOTALS		Count:	16			
	36,237.42	34,491.65	34,491.65			1,745.77

Run Date . . : 1/07/14
 Run Time . . : 10:40:24

STATEMENT OF APPROPRIATIONS, ALLOTMENT, OUTSTANDING ENCUMBRANCE AND EXPENDITURES

Page . . : 1
 Program: PRTAPPN

User ID. . . . : DPWMATAT
 To date. . . . : 9/2012
 Account. . . . : 5101E121066PA 06
 Dept/Division :

Exclude Object Codes:

<u>Account Number</u>	<u>Account Name</u>	<u>YTD Allotment</u>	<u>YTD Expenditures</u>	<u>O/S Encumbrance</u>	<u>Available Funds</u>	<u>Unallotted Balance</u>
5101E121066PAC06111	SEC 402 PA - PLANNING & ADMIN					
2,045.43		2,045.43			2,045.43	
5101E121066PAC06113	SEC 402 PA - PLANNING & ADMIN					
563.04		563.04			563.04	
5101E121066PAC06114	SEC 402 PA - PLANNING & ADMIN					
5101E121066PAC06115	SEC 402 PA - PLANNING & ADMIN					
5101E121066PAC06220	SEC 402 PA - PLANNING & ADMIN					
5101E121066PAC06230	SEC 402 PA - PLANNING & ADMIN					
5101E121066PAC06240	SEC 402 PA - PLANNING & ADMIN					
5101E121066PAC06250	SEC 402 PA - PLANNING & ADMIN					
5101E121066PAC06363	SEC 402 PA - PLANNING & ADMIN					
5101E121066PAC06450	SEC 402 PA - PLANNING & ADMIN					

PAC06 PROGRAM TOTALS		Count:	10			
2,608.47		2,608.47			2,608.47	

5101E121066PAN06111	SEC 402 PA - PLANNING & ADMIN					
34,184.15		34,184.15			34,184.15	
5101E121066PAN06113	SEC 402 PA - PLANNING & ADMIN					
9,100.30		9,100.30			9,100.30	
5101E121066PAN06220	SEC 402 PA - PLANNING & ADMIN					
9,591.27		9,591.27			9,591.27	
5101E121066PAN06230	SEC 402 PA - PLANNING & ADMIN					
3,330.00		3,330.00			3,330.00	
5101E121066PAN06240	SEC 402 PA - PLANNING & ADMIN					
5101E121066PAN06250	SEC 402 PA - PLANNING & ADMIN					
5101E121066PAN06363	SEC 402 PA - PLANNING & ADMIN					
2,511.77		2,511.77			2,511.77	
5101E121066PAN06450	SEC 402 PA - PLANNING & ADMIN					

PAN06 PROGRAM TOTALS		Count:	8			
58,717.49		58,717.49			58,717.49	

66 DIVISION TOTALS		Count:	18			
61,325.96		61,325.96			61,325.96	

10 DEPARTMENT TOTALS:		Count:	18			
61,325.96		61,325.96			61,325.96	

E12 APTYP+FY TOTALS:		Count:	18			
61,325.96		61,325.96			61,325.96	

101 FUND TOTALS:		Count:	18			

61,325.96	61,325.96	61,325.96
FINAL TOTALS	Count:	18
61,325.96	61,325.96	61,325.96

Run Date . : 1/07/14
Run Time . : 10:45:17

STATEMENT OF APPROPRIATIONS, ALLOTMENT, OUTSTANDING ENCUMBRANCE AND EXPENDITURES

Page . : 1
Program: PRTAPPN

User ID. . . . : DPWMATAT
To date. . . . : 9/2012
Account. . . . : 5101E121066EI 09
Dept/Division :

Exclude Object Codes:

<u>Account Number</u>	<u>Account Name</u>			<u>O/S Encumbrance</u>	<u>Available Funds</u>	<u>Unalloted Balance</u>
<u>Tot Appropriation</u>	<u>YTD Allotment</u>	<u>YTD Expenditures</u>				
5101E121066EIC09240	SEC 402 RS - ROADWAY SAFETY				223.68	
223.68	223.68					

EIC09 PROGRAM TOTALS	Count:	1				
223.68	223.68				223.68	

66 DIVISION TOTALS	Count:	1				
223.68	223.68				223.68	

10 DEPARTMENT TOTALS:	Count:	1				
223.68	223.68				223.68	

E12 APTYP+FY TOTALS:	Count:	1				
223.68	223.68				223.68	

101 FUND TOTALS:	Count:	1				
223.68	223.68				223.68	

FINAL TOTALS	Count:	1				
223.68	223.68				223.68	

User ID. . . . : DPWMATAT
 To date. . . . : 9/2012
 Account. . . . : 5101E121066EI 40
 Dept/Division :

Exclude Object Codes:

<u>Account Number</u>	<u>Account Name</u>	<u>YTD Allotment</u>	<u>YTD Expenditures</u>	<u>O/S Encumbrance</u>	<u>Available Funds</u>	<u>Unalloted Balance</u>
5101E121066EIC40111	SEC 408 K9-STA TRAF SAF INF SY	41,060.40	41,060.40			3,357.67
5101E121066EIC40113	SEC 408 K9-STA TRAF SAF INF SY	13,307.91	13,307.91			912.42
5101E121066EIC40114	SEC 408 K9-STA TRAF SAF INF SY					
5101E121066EIC40115	SEC 408 K9-STA TRAF SAF INF SY					
5101E121066EIC40230	SEC 408 K9-STA TRAF SAF INF SY	466,911.12	466,911.12			180,282.09

EIC40 PROGRAM TOTALS		Count: 5				
705,831.61 /		521,279.43	521,279.43			184,552.18

5101E121066EIN40230	SECTION 408 K9-STATE TRAF INFO					500,000.00

EIN40 PROGRAM TOTALS		Count: 1				
500,000.00 /						500,000.00

66 DIVISION TOTALS		Count: 6				
1,205,831.61		521,279.43	521,279.43			684,552.18

10 DEPARTMENT TOTALS:		Count: 6				
1,205,831.61		521,279.43	521,279.43			684,552.18

E12 APTYP+FY TOTALS:		Count: 6				
1,205,831.61		521,279.43	521,279.43			684,552.18

101 FUND TOTALS:		Count: 6				
1,205,831.61		521,279.43	521,279.43			684,552.18

FINAL TOTALS		Count: 6				
1,205,831.61		521,279.43	521,279.43			684,552.18

Run Date . : 1/07/14
 Run Time . : 10:41:53

STATEMENT OF APPROPRIATIONS, ALLOTMENT, OUTSTANDING ENCUMBRANCE AND EXPENDITURES

Page . : 1
 Program: PRTAPPN

User ID. . . . : DPWMATAT
 To date. . . . : 9/2012
 Account. . . . : 5101E121066EI 41
 Dept/Division :

Exclude Object Codes:

<u>Account Number</u>	<u>Account Name</u>	<u>YTD Allotment</u>	<u>YTD Expenditures</u>	<u>O/S Encumbrance</u>	<u>Available Funds</u>	<u>Unallotted Balance</u>
5101E121066EIC41111	SEC 406 K4-SEATBELT INCENTIVE					
5101E121066EIC41113	SEC 406 K4-SEATBELT INCENTIVE					
5101E121066EIC41114	SEC 406 K4-SEATBELT INCENTIVE					
5101E121066EIC41115	SEC 406 K4-SEATBELT INCENTIVE					
5101E121066EIC41220	SEC 406 K4-SEATBELT INCENTIVE					
5101E121066EIC41230	SEC 406 K4-SEATBELT INCENTIVE					
5101E121066EIC41240	SEC 406 K4-SEATBELT INCENTIVE					
		1,831.20	1,831.20		1,826.21	4.99
5101E121066EIC41250	SEC 406 K4-SEATBELT INCENTIVE					
		2,399.80	2,399.80		2,399.80	
5101E121066EIC41280	SEC 406 K4-SEATBELT INCENTIVE					
5101E121066EIC41450	SEC 406 K4-SEATBELT INCENTIVE					

EIC41 PROGRAM TOTALS	Count:	10				
4,231.00	4,231.00		4,226.01		4.99	

66 DIVISION TOTALS	Count:	10				
4,231.00	4,231.00		4,226.01		4.99	

10 DEPARTMENT TOTALS:	Count:	10				
4,231.00	4,231.00		4,226.01		4.99	

E12 APTYP+FY TOTALS:	Count:	10				
4,231.00	4,231.00		4,226.01		4.99	

101 FUND TOTALS:	Count:	10				
4,231.00	4,231.00		4,226.01		4.99	

FINAL TOTALS	Count:	10				
4,231.00	4,231.00		4,226.01		4.99	

Run Date . . : 1/07/14
 Run Time . . : 10:40:31

STATEMENT OF APPROPRIATIONS, ALLOTMENT, OUTSTANDING ENCUMBRANCE AND EXPENDITURES

Page . . : 1
 Program: PRTAPPN

User ID. . . . : DPWMATAT
 To date. . . . : 9/2012
 Account. . . . : 5101E121066EI 17
 Dept/Division :

Exclude Object Codes:

<u>Account Number</u>	<u>Account Name</u>	<u>YTD Expenditures</u>	<u>O/S Encumbrance</u>	<u>Available Funds</u>	<u>Unalloted Balance</u>
5101E121066EIC17230	PAID MEDIA				

EIC17 PROGRAM TOTALS	Count:	1			

5101E121066EIN17230	SEC 402 PM - PAID MEDIA				
14,290.00	14,290.00	14,290.00			

EIN17 PROGRAM TOTALS	Count:	1			
14,290.00	14,290.00	14,290.00			

66 DIVISION TOTALS	Count:	2			
14,290.00	14,290.00	14,290.00			

10 DEPARTMENT TOTALS:	Count:	2			
14,290.00	14,290.00	14,290.00			

E12 APTYP+FY TOTALS:	Count:	2			
14,290.00	14,290.00	14,290.00			

101 FUND TOTALS:	Count:	2			
14,290.00	14,290.00	14,290.00			

FINAL TOTALS	Count:	2			
14,290.00	14,290.00	14,290.00			

User ID. . . . : DPWMATAT
 To date. . . . : 9/2012
 Account. . . . : 5101E121066EI 20
 Dept/Division :

Exclude Object Codes:

<u>Account Number</u>	<u>Account Name</u>	<u>YTD Allotment</u>	<u>YTD Expenditures</u>	<u>O/S Encumbrance</u>	<u>Available Funds</u>	<u>Unallotted Balance</u>
5101E121066EIC20111	SEC 405 OP-K2 OCCUP PROT INCEN					
5101E121066EIC20113	SEC 405 OP-K2 OCCUP PROT INCEN					
5101E121066EIC20114	SEC 405 OP-K2 OCCUP PROT INCEN					
5101E121066EIC20115	SEC 405 OP-K2 OCCUP PROT INCEN					
5101E121066EIC20220	SEC 405 OP-K2 OCCUP PROT INCEN					
5101E121066EIC20230	SEC 405 OP-K2 OCCUP PROT INCEN					
5,613.93		4,490.00	4,490.00			1,123.93
5101E121066EIC20240	SEC 405 OP-K2 OCCUP PROT INCEN					
5101E121066EIC20250	SEC 405 OP-K2 OCCUP PROT INCEN					
8,560.76		8,498.44	8,498.44			62.32
5101E121066EIC20280	SEC 405 OP-K2 OCCUP PROT INCEN					
10,000.00		8,081.08	8,081.08			1,918.92
5101E121066EIC20450	SEC 405 OP-K2 OCCUP PROT INCEN					

BIC20 PROGRAM TOTALS		Count:	10			
24,174.69		21,069.52		21,069.52		3,105.17

5101E121066EIN20220	SEC 405 OP-K2 OCCUPANT PROTECT					
14,806.52		10,181.52	10,181.52			4,625.00
5101E121066EIN20230	SEC 405 OP-K2 OCCUPANT PROTECT					
29,962.12		1,475.00	1,475.00			28,487.12
5101E121066EIN20250	SEC 405 OP-K2 OCCUPANT PROTECT					
3,000.00		2,790.00	2,790.00			210.00
5101E121066EIN20280	SEC 405 OP-K2 OCCUPANT PROTECT					
20,867.00		7,474.55	7,474.55			13,392.45

EIN20 PROGRAM TOTALS		Count:	4			
68,635.64		21,921.07		21,921.07		46,714.57

66 DIVISION TOTALS		Count:	14			
92,810.33		42,990.59		42,990.59		49,819.74

10 DEPARTMENT TOTALS:		Count:	14			
92,810.33		42,990.59		42,990.59		49,819.74

E12 APTYP+FY TOTALS:		Count:	14			
92,810.33		42,990.59		42,990.59		49,819.74

101 FUND TOTALS:		Count:	14			
92,810.33		42,990.59		42,990.59		49,819.74

FINAL TOTALS		Count:	14			
92,810.33		42,990.59		42,990.59		49,819.74

Run Date . : 1/07/14
 Run Time . : 10:40:38

STATEMENT OF APPROPRIATIONS, ALLOTMENT, OUTSTANDING ENCUMBRANCE AND EXPENDITURES

Page . : 1
 Program: PRTAPPN

User ID. . . . : DPWMATAT
 To date. . . . : 9/2012
 Account. . . . : 5101E121066EI 19
 Dept/Division :

Exclude Object Codes:

<u>Account Number</u>	<u>Account Name</u>	<u>YTD Allotment</u>	<u>YTD Expenditures</u>	<u>O/S Encumbrance</u>	<u>Available Funds</u>	<u>Unallotted Balance</u>
5101E121066E1C19230	SEC 405 OP K2PM - PAID MEDIA	3,300.00	3,300.00			324.00
EIC19 PROGRAM TOTALS	Count:	3,300.00	3,300.00	1		324.00
5101E121066E1N19230	SEC 405 OP-K2PM PAID MEDIA	5,000.00				5,000.00
EIN19 PROGRAM TOTALS	Count:	5,000.00		1		5,000.00
66 DIVISION TOTALS	Count:	8,624.00	3,300.00	2		5,324.00
10 DEPARTMENT TOTALS:	Count:	8,624.00	3,300.00	2		5,324.00
E12 APTYP+FY TOTALS:	Count:	8,624.00	3,300.00	2		5,324.00
101 FUND TOTALS:	Count:	8,624.00	3,300.00	2		5,324.00
FINAL TOTALS	Count:	8,624.00	3,300.00	2		5,324.00

Run Date . . : 1/09/14
Run Time . . : 16:48:37
User ID . . : DPWUENB

FGIA A/R Transaction List

Page . . : 1
Program: PRTFTRN

Account Id . . : 5101E1210
G/L account . . :
Document . . . :
Trans code(s) : 103 104

From trans date: 10/ 1/2011 To trans date : 9/30/2012
From add date : / / To add date . . : / /
Add user . . . : Cat/Award No . . :
Trans amt . . . :

<u>AccountId</u>	<u>G/L Account</u>	<u>Cde</u>	<u>Document</u>	<u>Trans Date</u>	<u>Trans Amt</u>	<u>Add UserId</u>	<u>Add Date</u>
5101E121065EIC05	110111220	103	J12FED0101	2/17/2012	6871.70-	PSTAJVFG	2/21/2012
5101E121066EIC01	110111220	103	J12FED0101	2/17/2012	23048.89-	PSTAJVFG	2/21/2012
5101E121066EIC02	110111220	103	J12FED0101	2/17/2012	9361.12-	PSTAJVFG	2/21/2012
5101E121066EIC40	110111220	103	J12FED0101	2/17/2012	72362.12-	PSTAJVFG	2/21/2012
5101E121066EIN01	110111220	103	J12FED0101	2/17/2012	12436.33-	PSTAJVFG	2/21/2012
5101E121066EIN02	110111220	103	J12FED0101	2/17/2012	11687.55-	PSTAJVFG	2/21/2012
5101E121066EIN03	110111220	103	J12FED0101	2/17/2012	1526.05-	PSTAJVFG	2/21/2012
5101E121066PAC06	110111220	103	J12FED0101	2/17/2012	7211.24-	PSTAJVFG	2/21/2012
5101E121066PAN06	110111220	103	J12FED0101	2/17/2012	5487.27-	PSTAJVFG	2/21/2012
5101E121065EIC05	110111220	104	J12FED0127	3/20/2012	280.16	PSTAJVFG	3/22/2012
5101E121065EIN05	110111220	103	J12FED0127	3/20/2012	7413.46-	PSTAJVFG	3/22/2012
5101E121066EIC01	110111220	103	J12FED0127	3/20/2012	6359.01-	PSTAJVFG	3/22/2012
5101E121066EIC40	110111220	103	J12FED0127	3/20/2012	47931.06-	PSTAJVFG	3/22/2012
5101E121066EIN01	110111220	103	J12FED0127	3/20/2012	14204.01-	PSTAJVFG	3/22/2012
5101E121066EIN02	110111220	103	J12FED0127	3/20/2012	28082.94-	PSTAJVFG	3/22/2012
5101E121066EIN03	110111220	103	J12FED0127	3/20/2012	508.70-	PSTAJVFG	3/22/2012
5101E121066PAN06	110111220	103	J12FED0127	3/20/2012	14308.44-	PSTAJVFG	3/22/2012
5101E121065EIN05	110111220	103	J12FED0144	4/ 6/2012	1321.72-	PSTAJVFG	4/ 9/2012
5101E121066EIC01	110111220	103	J12FED0144	4/ 6/2012	65698.00-	PSTAJVFG	4/ 9/2012
5101E121066EIC02	110111220	103	J12FED0144	4/ 6/2012	540.00-	PSTAJVFG	4/ 9/2012
5101E121066EIC03	110111220	103	J12FED0144	4/ 6/2012	32849.00-	PSTAJVFG	4/ 9/2012
5101E121066EIC20	110111220	103	J12FED0144	4/ 6/2012	2700.00-	PSTAJVFG	4/ 9/2012
5101E121066EIC40	110111220	103	J12FED0144	4/ 6/2012	1977.02-	PSTAJVFG	4/ 9/2012
5101E121066EIN01	110111220	103	J12FED0144	4/ 6/2012	12148.49-	PSTAJVFG	4/ 9/2012
5101E121066EIN02	110111220	103	J12FED0144	4/ 6/2012	4680.42-	PSTAJVFG	4/ 9/2012
5101E121065EIN05	110111220	103	J12FED0166	4/30/2012	2643.44-	PSTAJVFG	5/ 2/2012
5101E121066EIC01	110111220	103	J12FED0166	4/30/2012	10000.00-	PSTAJVFG	5/ 2/2012
5101E121066EIC03	110111220	103	J12FED0166	4/30/2012	5000.00-	PSTAJVFG	5/ 2/2012
5101E121066EIC40	110111220	103	J12FED0166	4/30/2012	126495.16-	PSTAJVFG	5/ 2/2012
5101E121066EIN01	110111220	103	J12FED0166	4/30/2012	21096.22-	PSTAJVFG	5/ 2/2012
5101E121066EIN02	110111220	103	J12FED0166	4/30/2012	15326.36-	PSTAJVFG	5/ 2/2012
5101E121066EIN03	110111220	103	J12FED0166	4/30/2012	508.83-	PSTAJVFG	5/ 2/2012
5101E121065EIN05	110111220	103	J12FED0182	5/18/2012	1321.72-	PSTAJVFG	5/21/2012
5101E121066EIC01	110111220	103	J12FED0182	5/18/2012	3396.91-	PSTAJVFG	5/21/2012
5101E121066EIC02	110111220	103	J12FED0182	5/18/2012	156.24-	PSTAJVFG	5/21/2012
5101E121066EIC03	110111220	103	J12FED0182	5/18/2012	11077.42-	PSTAJVFG	5/21/2012
5101E121066EIC40	110111220	103	J12FED0182	5/18/2012	1977.02-	PSTAJVFG	5/21/2012
5101E121066EIN01	110111220	103	J12FED0182	5/18/2012	31727.46-	PSTAJVFG	5/21/2012
5101E121066EIN02	110111220	103	J12FED0182	5/18/2012	5160.42-	PSTAJVFG	5/21/2012
5101E121066EIN03	110111220	103	J12FED0182	5/18/2012	1017.66-	PSTAJVFG	5/21/2012
5101E121065EIN05	110111220	103	J12FED0214	6/22/2012	3965.16-	PSTAJVFG	6/25/2012
5101E121066EIC01	110111220	103	J12FED0214	6/22/2012	877.76-	PSTAJVFG	6/25/2012
5101E121066EIC03	110111220	103	J12FED0214	6/22/2012	6450.88-	PSTAJVFG	6/25/2012
5101E121066EIC19	110111220	103	J12FED0214	6/22/2012	650.00-	PSTAJVFG	6/25/2012
5101E121066EIC20	110111220	103	J12FED0214	6/22/2012	8498.44-	PSTAJVFG	6/25/2012
5101E121066EIC40	110111220	103	J12FED0214	6/22/2012	59731.06-	PSTAJVFG	6/25/2012
5101E121066EIC41	110111220	103	J12FED0214	6/22/2012	2399.80-	PSTAJVFG	6/25/2012
5101E121066EIN01	110111220	103	J12FED0214	6/22/2012	15407.58-	PSTAJVFG	6/25/2012

Run Date . . : 1/09/14
 Run Time . . : 16:48:37
 User ID . . . : DPWUENB

FGIA A/R Transaction List

Page . . : 2
 Program: PRTFTRN

Account Id . . : 5101E1210
 G/L account . . :
 Document . . . :
 Trans code(s) : 103 104

From trans date: 10/ 1/2011 To trans date : 9/30/2012
 From add date : / / To add date . . : / /
 Add user . . . : Cat/Award No . . :
 Trans amt . . . :

<u>AccountId</u>	<u>G/L Account</u>	<u>Cde</u>	<u>Document</u>	<u>Trans Date</u>	<u>Trans Amt</u>	<u>Add UserId</u>	<u>Add Date</u>
5101E121065EIN05	110111220	103	J12FED0244	7/31/2012	2643.44-	PSTAJVFG	8/ 2/2012
5101E121066EIC01	110111220	103	J12FED0244	7/31/2012	5000.91-	PSTAJVFG	8/ 2/2012
5101E121066EIC03	110111220	103	J12FED0244	7/31/2012	5975.26-	PSTAJVFG	8/ 2/2012
5101E121066EIC19	110111220	103	J12FED0244	7/31/2012	2650.00-	PSTAJVFG	8/ 2/2012
5101E121066EIC40	110111220	103	J12FED0244	7/31/2012	50485.37-	PSTAJVFG	8/ 2/2012
5101E121066EIN01	110111220	103	J12FED0244	7/31/2012	10946.60-	PSTAJVFG	8/ 2/2012
5101E121066EIN02	110111220	103	J12FED0244	7/31/2012	39311.07-	PSTAJVFG	8/ 2/2012
5101E121066EIN03	110111220	103	J12FED0244	7/31/2012	1320.00-	PSTAJVFG	8/ 2/2012
5101E121066EIN17	110111220	103	J12FED0244	7/31/2012	12500.00-	PSTAJVFG	8/ 2/2012
5101E121065EIN05	110111220	103	J12FED0287	9/21/2012	5286.88-	PSTAJVFG	9/24/2012
5101E121066EIC01	110111220	103	J12FED0287	9/21/2012	2001.76-	PSTAJVFG	9/24/2012
5101E121066EIC20	110111220	103	J12FED0287	9/21/2012	7183.18-	PSTAJVFG	9/24/2012
5101E121066EIC40	110111220	103	J12FED0287	9/21/2012	91178.08-	PSTAJVFG	9/24/2012
5101E121066EIC41	110111220	103	J12FED0287	9/21/2012	1258.36-	PSTAJVFG	9/24/2012
5101E121066EIN01	110111220	103	J12FED0287	9/21/2012	15948.00-	PSTAJVFG	9/24/2012
5101E121066EIN02	110111220	103	J12FED0287	9/21/2012	23546.76-	PSTAJVFG	9/24/2012
5101E121066EIN17	110111220	103	J12FED0287	9/21/2012	1790.00-	PSTAJVFG	9/24/2012
5101E121066EIN20	110111220	103	J12FED0287	9/21/2012	12556.22-	PSTAJVFG	9/24/2012

FINAL TOTALS Count: 66 1,016,901.81-

Run Date . . : 1/08/14
Run Time . . : 9:18:42
User ID . . . : DPWMATAT

FGIA A/R Transaction List

Page . . : 1
Program: PRTFTRN

Account Id . . : 5101E121066EIN01
G/L account . . :
Document . . . :
Trans code(s) : 103 104

From trans date: 10/ 1/2011 To trans date : 9/30/2012
From add date : / / To add date . . : / /
Add user . . . : Cat/Award No . . :
Trans amt . . . :

<u>AccountId</u>	<u>G/L Account</u>	<u>Cde</u>	<u>Document</u>	<u>Trans Date</u>	<u>Trans Amt</u>	<u>Add UserId</u>	<u>Add Date</u>
5101E121066EIN01	110111220	103	J12FED0101	2/17/2012	12436.33-	PSTAJVFG	2/21/2012
5101E121066EIN01	110111220	103	J12FED0127	3/20/2012	14204.01-	PSTAJVFG	3/22/2012
5101E121066EIN01	110111220	103	J12FED0144	4/ 6/2012	12148.49-	PSTAJVFG	4/ 9/2012
5101E121066EIN01	110111220	103	J12FED0166	4/30/2012	21096.22-	PSTAJVFG	5/ 2/2012
5101E121066EIN01	110111220	103	J12FED0182	5/18/2012	31727.46-	PSTAJVFG	5/21/2012
5101E121066EIN01	110111220	103	J12FED0214	6/22/2012	15407.58-	PSTAJVFG	6/25/2012
5101E121066EIN01	110111220	103	J12FED0244	7/31/2012	10946.60-	PSTAJVFG	8/ 2/2012
5101E121066EIN01	110111220	103	J12FED0287	9/21/2012	15948.00-	PSTAJVFG	9/24/2012

FINAL TOTALS Count: 8 133,914.69- /

Run Date . . : 1/08/14
Run Time . . : 9:18:48
User ID . . : DPWMATAT

FGIA A/R Transaction List

Page . . : 1
Program: PRTFTRN

Account Id . . : 5101E121066EIC01
G/L account . . :
Document . . . :
Trans code(s) : 103 104

From trans date: 10/ 1/2011 To trans date : 9/30/2012
From add date : / / To add date . : / /
Add user . . . : Cat/Award No . :
Trans amt . . . :

<u>AccountId</u>	<u>G/L Account</u>	<u>Cde</u>	<u>Document</u>	<u>Trans Date</u>	<u>Trans Amt</u>	<u>Add UserId</u>	<u>Add Date</u>
5101E121066EIC01	110111220	103	J12FED0101	2/17/2012	23048.89-	PSTAJVFG	2/21/2012
5101E121066EIC01	110111220	103	J12FED0127	3/20/2012	6359.01-	PSTAJVFG	3/22/2012
5101E121066EIC01	110111220	103	J12FED0144	4/ 6/2012	65698.00-	PSTAJVFG	4/ 9/2012
5101E121066EIC01	110111220	103	J12FED0166	4/30/2012	10000.00-	PSTAJVFG	5/ 2/2012
5101E121066EIC01	110111220	103	J12FED0182	5/18/2012	3396.91-	PSTAJVFG	5/21/2012
5101E121066EIC01	110111220	103	J12FED0214	6/22/2012	877.76-	PSTAJVFG	6/25/2012
5101E121066EIC01	110111220	103	J12FED0244	7/31/2012	5000.91-	PSTAJVFG	8/ 2/2012
5101E121066EIC01	110111220	103	J12FED0287	9/21/2012	2001.76-	PSTAJVFG	9/24/2012
FINAL TOTALS	Count:	8		116,383.24-	✓		

Run Date . . : 1/08/14
Run Time . . : 9:18:55
User ID . . : DPWMATAT

FGIA A/R Transaction List

Page . . : 1
Program: PRTFTRN

Account Id . . : 5101E121066EIN02 From trans date: 10/ 1/2011 To trans date : 9/30/2012
G/L account . . : From add date : / / To add date . : / /
Document . . . : Add user . . . : Cat/Award No . :
Trans code(s) : 103 104 Trans amt . . . :

<u>AccountId</u>	<u>G/L Account</u>	<u>Cde</u>	<u>Document</u>	<u>Trans Date</u>	<u>Trans Amt</u>	<u>Add UserId</u>	<u>Add Date</u>
5101E121066EIN02	110111220	103	J12FED0101	2/17/2012	11687.55-	PSTAJVFG	2/21/2012
5101E121066EIN02	110111220	103	J12FED0127	3/20/2012	28082.94-	PSTAJVFG	3/22/2012
5101E121066EIN02	110111220	103	J12FED0144	4/ 6/2012	4680.42-	PSTAJVFG	4/ 9/2012
5101E121066EIN02	110111220	103	J12FED0166	4/30/2012	15326.36-	PSTAJVFG	5/ 2/2012
5101E121066EIN02	110111220	103	J12FED0182	5/18/2012	5160.42-	PSTAJVFG	5/21/2012
5101E121066EIN02	110111220	103	J12FED0244	7/31/2012	39311.07-	PSTAJVFG	8/ 2/2012
5101E121066EIN02	110111220	103	J12FED0287	9/21/2012	23546.76-	PSTAJVFG	9/24/2012
FINAL TOTALS	Count:	7			127,795.52- ✓		

Run Date . . : 1/08/14
Run Time . . : 9:19:00
User ID. . . : DPWMATAT

FGIA A/R Transaction List

Page . . : 1
Program: PRTFTRN

Account Id . . : 5101E121066EIC02
G/L account . . :
Document . . . :
Trans code(s) : 103 104

From trans date: 10/ 1/2011 To trans date : 9/30/2012
From add date : / / To add date . . : / /
Add user . . . : Cat/Award No . . :
Trans amt . . . :

<u>AccountId</u>	<u>G/L Account</u>	<u>Cde</u>	<u>Document</u>	<u>Trans Date</u>	<u>Trans Amt</u>	<u>Add UserId</u>	<u>Add Date</u>
5101E121066EIC02	110111220	103	J12FED0101	2/17/2012	9361.12-	PSTAJVFG	2/21/2012
5101E121066EIC02	110111220	103	J12FED0144	4/ 6/2012	540.00-	PSTAJVFG	4/ 9/2012
5101E121066EIC02	110111220	103	J12FED0182	5/18/2012	156.24-	PSTAJVFG	5/21/2012

FINAL TOTALS Count: 3 10,057.36- /

Run Date . . : 1/08/14
Run Time . . : 9:19:05
User ID . . : DPWMATAT

FGIA A/R Transaction List

Page . . : 1
Program: PRTFTRN

Account Id . . : 5101E121066EIN03
G/L account . . :
Document . . . :
Trans code(s) : 103 104

From trans date: 10/ 1/2011 To trans date : 9/30/2012
From add date : / / To add date . : / /
Add user . . . : Cat/Award No . :
Trans amt . . . :

<u>AccountId</u>	<u>G/L Account</u>	<u>Cde</u>	<u>Document</u>	<u>Trans Date</u>	<u>Trans Amt</u>	<u>Add UserId</u>	<u>Add Date</u>
5101E121066EIN03	110111220	103	J12FED0101	2/17/2012	1526.05-	PSTAJVFG	2/21/2012
5101E121066EIN03	110111220	103	J12FED0127	3/20/2012	508.70-	PSTAJVFG	3/22/2012
5101E121066EIN03	110111220	103	J12FED0166	4/30/2012	508.83-	PSTAJVFG	5/ 2/2012
5101E121066EIN03	110111220	103	J12FED0182	5/18/2012	1017.66-	PSTAJVFG	5/21/2012
5101E121066EIN03	110111220	103	J12FED0244	7/31/2012	1320.00-	PSTAJVFG	8/ 2/2012

FINAL TOTALS Count: 5 4,881.24- /

Run Date . . : 1/08/14
Run Time . . : 9:19:12
User ID . . : DPWMATAT

FGIA A/R Transaction List

Page . . : 1
Program: PRTFTRN

Account Id . . : 5101E121066EIC03
G/L account . . :
Document . . . :
Trans code(s) : 103 104

From trans date: 10/ 1/2011 To trans date : 9/30/2012
From add date : / / To add date . . : / /
Add user . . . : Cat/Award No . . :
Trans amt . . . :

<u>AccountId</u>	<u>G/L Account</u>	<u>Cde</u>	<u>Document</u>	<u>Trans Date</u>	<u>Trans Amt</u>	<u>Add UserId</u>	<u>Add Date</u>
5101E121066EIC03	110111220	103	J12FED0144	4/ 6/2012	32849.00-	PSTAJVFG	4/ 9/2012
5101E121066EIC03	110111220	103	J12FED0166	4/30/2012	5000.00-	PSTAJVFG	5/ 2/2012
5101E121066EIC03	110111220	103	J12FED0182	5/18/2012	11077.42-	PSTAJVFG	5/21/2012
5101E121066EIC03	110111220	103	J12FED0214	6/22/2012	6450.88-	PSTAJVFG	6/25/2012
5101E121066EIC03	110111220	103	J12FED0244	7/31/2012	5975.26-	PSTAJVFG	8/ 2/2012

FINAL TOTALS Count: 5 61,352.56- /

Run Date . : 1/08/14
Run Time . : 9:19:23
User ID. . : DPWMATAT

FGIA A/R Transaction List

Page . : 1
Program: PRTFTRN

Account Id . . : 5101E121065EIN05
G/L account. . :
Document . . . :
Trans code(s) : 103 104

From trans date: 10/ 1/2011 To trans date : 9/30/2012
From add date : / / To add date . : / /
Add user . . . : Cat/Award No . :
Trans amt . . . :

<u>AccountId</u>	<u>G/L Account</u>	<u>Cde</u>	<u>Document</u>	<u>Trans Date</u>	<u>Trans Amt</u>	<u>Add UserId</u>	<u>Add Date</u>
5101E121065EIN05	110111220	103	J12FED0127	3/20/2012	7413.46-	PSTAJVFG	3/22/2012
5101E121065EIN05	110111220	103	J12FED0144	4/ 6/2012	1321.72-	PSTAJVFG	4/ 9/2012
5101E121065EIN05	110111220	103	J12FED0166	4/30/2012	2643.44-	PSTAJVFG	5/ 2/2012
5101E121065EIN05	110111220	103	J12FED0182	5/18/2012	1321.72-	PSTAJVFG	5/21/2012
5101E121065EIN05	110111220	103	J12FED0214	6/22/2012	3965.16-	PSTAJVFG	6/25/2012
5101E121065EIN05	110111220	103	J12FED0244	7/31/2012	2643.44-	PSTAJVFG	8/ 2/2012
5101E121065EIN05	110111220	103	J12FED0287	9/21/2012	5286.88-	PSTAJVFG	9/24/2012
FINAL TOTALS	Count:	7		24,595.82-			

Run Date . . : 1/08/14
Run Time . . : 9:19:31
User ID. . . : DPWMATAT

FGIA A/R Transaction List

Page . . : 1
Program: PRTFTRN

Account Id . . : 5101E121065EIC05
G/L account . . :
Document . . . :
Trans code(s) : 103 104

From trans date: 10/ 1/2011 To trans date : 9/30/2012
From add date : / / To add date . . : / /
Add user . . . : Cat/Award No . . :
Trans amt . . . :

<u>AccountId</u>	<u>G/L Account</u>	<u>Cde</u>	<u>Document</u>	<u>Trans Date</u>	<u>Trans Amt</u>	<u>Add UserId</u>	<u>Add Date</u>
5101E121065EIC05	110111220	103	J12FED0101	2/17/2012	6871.70-	PSTAJVFG	2/21/2012
5101E121065EIC05	110111220	104	J12FED0127	3/20/2012	280.16	PSTAJVFG	3/22/2012
FINAL TOTALS	Count:	2		6,591.54-			

Run Date . . : 1/08/14
Run Time . . : 9:19:38
User ID. . . : DPWMATAT

FGIA A/R Transaction List

Page . . : 1
Program: PRTFTRN

Account Id . . : 5101E121066PAN06
G/L account. . :
Document . . . :
Trans code(s) : 103 104

From trans date: 10/ 1/2011 To trans date : 9/30/2012
From add date : / / To add date . . : / /
Add user . . . : Cat/Award No . . :
Trans amt . . . :

<u>AccountId</u>	<u>G/L Account</u>	<u>Cde</u>	<u>Document</u>	<u>Trans Date</u>	<u>Trans Amt</u>	<u>Add UserId</u>	<u>Add Date</u>
5101E121066PAN06	110111220	103	J12FED0101	2/17/2012	5487.27-	PSTAJVFG	2/21/2012
5101E121066PAN06	110111220	103	J12FED0127	3/20/2012	14308.44-	PSTAJVFG	3/22/2012
FINAL TOTALS	Count:	2			19,795.71- ✓		

Run Date . . : 1/08/14
Run Time . . : 9:19:43
User ID. . . : DPWMATAT

FGIA A/R Transaction List

Page . . : 1
Program: PRTFTRN

Account Id . . : 5101E121066PAC06
G/L account . . :
Document . . . :
Trans code(s) : 103 104

From trans date: 10/ 1/2011 To trans date : 9/30/2012
From add date : / / To add date . . : / /
Add user . . . : Cat/Award No . . :
Trans amt . . . :

<u>AccountId</u>	<u>G/L Account</u>	<u>Cde</u>	<u>Document</u>	<u>Trans Date</u>	<u>Trans Amt</u>	<u>Add UserId</u>	<u>Add Date</u>
5101E121066PAC06	110111220	103	J12FED0101	2/17/2012	7211.24-	PSTAJVFG	2/21/2012
FINAL TOTALS	Count:	1		7,211.24-			

Run Date . : 1/08/14
Run Time . : 9:20:52
User ID. . : DPWMATAT

FGIA A/R Transaction List

Page . : 1
Program: PRTFTRN

Account Id . . : 5101E121066EIC40
G/L account . . :
Document . . . :
Trans code(s) : 103 104

From trans date: 10/ 1/2011 To trans date : 9/30/2012
From add date : / / To add date . : / /
Add user . . . : Cat/Award No . :
Trans amt . . . :

<u>AccountId</u>	<u>G/L Account</u>	<u>Cde</u>	<u>Document</u>	<u>Trans Date</u>	<u>Trans Amt</u>	<u>Add UserId</u>	<u>Add Date</u>
5101E121066EIC40	110111220	103	J12FED0101	2/17/2012	72362.12-	PSTAJVFG	2/21/2012
5101E121066EIC40	110111220	103	J12FED0127	3/20/2012	47931.06-	PSTAJVFG	3/22/2012
5101E121066EIC40	110111220	103	J12FED0144	4/ 6/2012	1977.02-	PSTAJVFG	4/ 9/2012
5101E121066EIC40	110111220	103	J12FED0166	4/30/2012	126495.16-	PSTAJVFG	5/ 2/2012
5101E121066EIC40	110111220	103	J12FED0182	5/18/2012	1977.02-	PSTAJVFG	5/21/2012
5101E121066EIC40	110111220	103	J12FED0214	6/22/2012	59731.06-	PSTAJVFG	6/25/2012
5101E121066EIC40	110111220	103	J12FED0244	7/31/2012	50485.37-	PSTAJVFG	8/ 2/2012
5101E121066EIC40	110111220	103	J12FED0287	9/21/2012	91178.08-	PSTAJVFG	9/24/2012
FINAL TOTALS	Count:	8		452,136.89-	/		

Run Date . . : 1/09/14
Run Time . . : 16:46:58
User ID. . . : DPWUENB

FGIA A/R Transaction List

Page . . : 1
Program: PRFTRN

Account Id . . : 5101E121066EIC41 From trans date: 10/ 1/2011 To trans date : 9/30/2012
G/L account . . : From add date : / / To add date . . : / /
Document . . . : Add user . . . : Cat/Award No . . :
Trans code(s) : 103 104 Trans amt . . . :

<u>AccountId</u>	<u>G/L Account</u>	<u>Cde</u>	<u>Document</u>	<u>Trans Date</u>	<u>Trans Amt</u>	<u>Add UserId</u>	<u>Add Date</u>
5101E121066EIC41	110111220	103	J12FED0214	6/22/2012	2399.80-	PSTAJVFG	6/25/2012
5101E121066EIC41	110111220	103	J12FED0287	9/21/2012	1258.36-	PSTAJVFG	9/24/2012

FINAL TOTALS Count: 2 3,658.16-

Run Date . . : 1/08/14
Run Time . . : 9:20:00
User ID. . . : DPWMATAT

FGIA A/R Transaction List

Page . . : 1
Program: PRTFTRN

Account Id . . : 5101E121066EIN17
G/L account . . :
Document . . . :
Trans code(s) : 103 104

From trans date: 10/ 1/2011 To trans date : 9/30/2012
From add date : / / To add date . . : / /
Add user . . . : Cat/Award No . . :
Trans amt . . . :

<u>AccountId</u>	<u>G/L Account</u>
5101E121066EIN17	110111220
5101E121066EIN17	110111220

<u>Cde</u>	<u>Document</u>	<u>Trans Date</u>	<u>Trans Amt</u>
103	J12FED0244	7/31/2012	12500.00-
103	J12FED0287	9/21/2012	1790.00-

<u>Add UserId</u>	<u>Add Date</u>
PSTAJVFG	8/ 2/2012
PSTAJVFG	9/24/2012

FINAL TOTALS Count: 2 14,290.00-

Run Date . . : 1/08/14
Run Time . . : 9:20:24
User ID. . . : DPWMATAT

FGIA A/R Transaction List

Page . . : 1
Program: PRTFTRN

Account Id . . : 5101E121066EIN20
G/L account . . :
Document . . . :
Trans code(s) : 103 104

From trans date: 10/ 1/2011 To trans date : 9/30/2012
From add date : / / To add date . . : / /
Add user . . . : Cat/Award No . . :
Trans amt . . . :

<u>AccountId</u>	<u>G/L Account</u>	<u>Cde</u>	<u>Document</u>	<u>Trans Date</u>	<u>Trans Amt</u>	<u>Add UserId</u>	<u>Add Date</u>
5101E121066EIN20	110111220	103	J12FED0287	9/21/2012	12556.22-	PSTAJVFG	9/24/2012
FINAL TOTALS	Count:	1			12,556.22-		

Run Date . . : 1/08/14
Run Time . . : 9:20:27
User ID. . . : DPWMATAT

FGIA A/R Transaction List

Page . . : 1
Program: PRTFTRN

Account Id . . : 5101E121066EIC20
G/L account . . :
Document . . . :
Trans code(s) : 103 104

From trans date: 10/ 1/2011 To trans date : 9/30/2012
From add date : / / To add date . . : / /
Add user . . . : Cat/Award No . . :
Trans amt . . . :

<u>AccountId</u>	<u>G/L Account</u>	<u>Cde</u>	<u>Document</u>	<u>Trans Date</u>	<u>Trans Amt</u>	<u>Add UserId</u>	<u>Add Date</u>
5101E121066EIC20	110111220	103	J12FED0144	4/ 6/2012	2700.00-	PSTAJVFG	4/ 9/2012
5101E121066EIC20	110111220	103	J12FED0214	6/22/2012	8498.44-	PSTAJVFG	6/25/2012
5101E121066EIC20	110111220	103	J12FED0287	9/21/2012	7183.18-	PSTAJVFG	9/24/2012
FINAL TOTALS	Count:	3		18,381.62-			

Run Date . . : 1/08/14
Run Time . . : 9:20:19
User ID. . . : DPWMATAT

FGIA A/R Transaction List

Page . . : 1
Program: PRTFTRN

Account Id . . : 5101E121066EIC19 From trans date: 10/ 1/2011 To trans date : 9/30/2012
G/L account. . : From add date : / / To add date . . : / /
Document . . . : Add user . . . : Cat/Award No . . :
Trans code(s) : 103 104 Trans amt . . . :

<u>AccountId</u>	<u>G/L Account</u>	<u>Cde</u>	<u>Document</u>	<u>Trans Date</u>	<u>Trans Amt</u>	<u>Add UserId</u>	<u>Add Date</u>
5101E121066EIC19	110111220	103	J12FED0214	6/22/2012	650.00-	PSTAJVFG	6/25/2012
5101E121066EIC19	110111220	103	J12FED0244	7/31/2012	2650.00-	PSTAJVFG	8/ 2/2012
FINAL TOTALS	Count:	2			3,300.00-		

DPWUENB
1/09/14

Appropriation Accounts
Period Ending 09/2013

WRKAPPN
16:35:54

Position to Account 5101E1310

FY 2013

Appropriation account number : 5101E1310
Obligation end date :

Original Appropriation : 1,320,195.65
Budget Adjustments : 488,489.37
Total Appropriation : 1,808,685.02

Current Period

Year To Date

Allotments : 1,808,685.02
Expenditures : 1,260,850.27
Outstanding Encumbrances : 60,794.02

1,321,644.29

Funds Available : 487,040.73
Unallotted Balance :
Funds in Reserve :

Run Date . . : 1/07/14
 Run Time . . : 11:20:21

STATEMENT OF APPROPRIATIONS, ALLOTMENT, OUTSTANDING ENCUMBRANCE AND EXPENDITURES

Page . . : 1
 Program: PRTAPPN

User ID. . . . : DPWMATAT
 To date. . . . : 9/2013
 Account. . . . : 5101E131066EI 01
 Dept/Division :

Exclude Object Codes:

Account Number	Account Name	YTD Allotment	YTD Expenditures	O/S Encumbrance	Available Funds	Unallotted Balance
Tot Appropriation						
5101E131066EIC01111	SEC 402 AL-ALCHL/DRGS CNTRMEAS	8,745.90	8,745.90			
5101E131066EIC01113	SEC 402 AL-ALCHL/DRGS CNTRMEAS	3,616.83	3,616.83			
5101E131066EIC01220	SEC 402 AL-ALCHL/DRGS CNTRMEAS	11,538.28	11,538.28			
5101E131066EIC01230	SEC 402 AL-ALCHL/DRGS CNTRMEAS					
5101E131066EIC01240	SEC 402 AL-ALCHL/DRGS CNTRMEAS	1,150.96	1,150.96		795.00	355.96
5101E131066EIC01280	SEC 402 AL-ALCHL/DRGS CNTRMEAS					
5101E131066EIC01450	SEC 402 AL-ALCHL/DRGS CNTRMEAS					

EIC01 PROGRAM TOTALS		Count:	7			
25,051.97 ✓		25,051.97	24,696.01		355.96	

5101E131066EIN01111	SEC 402 AL-ALCHL/DRGS CNTRMEAS	91,589.99	91,589.99		5,651.49	
5101E131066EIN01113	SEC 402 AL-ALCHL/DRGS CNTRMEAS	30,782.03	30,782.03		29,637.40	1,144.63
5101E131066EIN01220	SEC 402 AL-ALCHL/DRGS CNTRMEAS	12,156.19	12,156.19		8,194.52	3,961.67
5101E131066EIN01230	SEC 402 AL-ALCHL/DRGS CNTRMEAS	13,609.39	13,609.39	332.44	12,704.58	572.37
5101E131066EIN01240	SEC 402 AL-ALCHL/DRGS CNTRMEAS	341.08	341.08		107.99	233.09
5101E131066EIN01250	SEC 402 AL-ALCHL/DRGS CNTRMEAS	1,454.04	1,454.04		1,454.04	
5101E131066EIN01280	SEC 402 AL-ALCHL/DRGS CNTRMEAS	150,000.00	150,000.00	128,939.87	19,474.66	1,585.47

EIN01 PROGRAM TOTALS		Count:	7			
299,932.72 ✓		299,932.72	266,976.90	19,807.10	13,148.72	

66 DIVISION TOTALS		Count:	14			
324,984.69		324,984.69	291,672.91	19,807.10	13,504.68	

10 DEPARTMENT TOTALS:		Count:	14			
324,984.69		324,984.69	291,672.91	19,807.10	13,504.68	

E13 APTYP+FY TOTALS:		Count:	14			
324,984.69		324,984.69	291,672.91	19,807.10	13,504.68	

101 FUND TOTALS:		Count:	14			
324,984.69		324,984.69	291,672.91	19,807.10	13,504.68	

FINAL TOTALS		Count:	14			
324,984.69		324,984.69	291,672.91	19,807.10	13,504.68	

Run Date . . : 1/07/14
 Run Time . . : 11:20:41

STATEMENT OF APPROPRIATIONS, ALLOTMENT, OUTSTANDING ENCUMBRANCE AND EXPENDITURES

Page . . : 1
 Program: PRTAPPN

User ID . . . : DPWMATAT
 To date . . . : 9/2013
 Account . . . : 5101E131066EI 02
 Dept/Division :

Exclude Object Codes:

<u>Account Number</u>	<u>Account Name</u>	<u>YTD Allotment</u>	<u>YTD Expenditures</u>	<u>O/S Encumbrance</u>	<u>Available Funds</u>	<u>Unallotted Balance</u>
Tot Appropriation						
5101E131066EIC02111 SEC 402 OP-OCCUPANT PROT (PI&E)						
14,430.89		14,430.89	14,430.89			
5101E131066EIC02113 SEC 402 OP-OCCUPANT PROT (PI&E)						
6,753.32		6,753.32	6,753.32			
5101E131066EIC02220 SEC 402 OP-OCCUPANT PROT (PI&E)						
5101E131066EIC02240 SEC 402 OP-OCCUPANT PROT (PI&E)						
5101E131066EIC02280 SEC 402 OP-OCCUPANT PROT (PI&E)						

BIC02 PROGRAM TOTALS	Count:	5				
21,184.21 ✓	21,184.21		21,184.21			

5101E131066EIN02111 SEC 402 OP-OCCUPANT PROT (PI&E)						
50,650.31		50,650.31	50,650.31			
5101E131066EIN02113 SEC 402 OP-OCCUPANT PROT (PI&E)						
22,269.68		22,269.68	22,269.68			
5101E131066EIN02220 SEC 402 OP-OCCUPANT PROT (PI&E)						
13,427.78		13,427.78	12,203.78		1,224.00	
5101E131066EIN02280 SEC 402 OP-OCCUPANT PROT (PI&E)						
18,500.00		18,500.00	1,687.41	11,812.59	5,000.00	

EIN02 PROGRAM TOTALS	Count:	4				
104,847.77 ✓	104,847.77		86,811.18	11,812.59	6,224.00	

66 DIVISION TOTALS	Count:	9				
126,031.98	126,031.98		107,995.39	11,812.59	6,224.00	

10 DEPARTMENT TOTALS:	Count:	9				
126,031.98	126,031.98		107,995.39	11,812.59	6,224.00	

E13 APTYP+FY TOTALS:	Count:	9				
126,031.98	126,031.98		107,995.39	11,812.59	6,224.00	

101 FUND TOTALS:	Count:	9				
126,031.98	126,031.98		107,995.39	11,812.59	6,224.00	

FINAL TOTALS	Count:	9				
126,031.98	126,031.98		107,995.39	11,812.59	6,224.00	

Run Date . . : 1/07/14
 Run Time . . : 11:20:47

STATEMENT OF APPROPRIATIONS, ALLOTMENT, OUTSTANDING ENCUMBRANCE AND EXPENDITURES

Page . . : 1
 Program: PRTAPPN

User ID . . . : DPWMATAT
 To date . . . : 9/2013
 Account . . . : 5101E131066EI 03
 Dept/Division :

Exclude Object Codes:

Account Number	Account Name	YTD Allotment	YTD Expenditures	O/S Encumbrance	Available Funds	Unalloted Balance
<u>Tot Appropriation</u>						
5101E131066EIC03220	SEC 402 PT - SELECT TRAFF EDUC					
5101E131066EIC03230	SEC 402 PT - SELECT TRAFF EDUC				1,041.83	
5101E131066EIC03280	SEC 402 PT - SELECT TRAFF EDUC					
5101E131066EIC03450	SEC 402 PT - SELECT TRAFF EDUC					

EIC03 PROGRAM TOTALS	Count:		4			
1,041.83	1,041.83				1,041.83	

5101E131066EIN03220	SEC 402 PT-SELECTIVE TRAFF EDU					
5101E131066EIN03230	SEC 402 PT-SELECTIVE TRAFF EDU				263.31	
5101E131066EIN03280	SEC 402 PT-SELECTIVE TRAFF EDU					
			27,738.28	8,218.90	35,000.00	

EIN03 PROGRAM TOTALS	Count:		3			
71,220.49	71,220.49		27,738.28	8,218.90	35,263.31	

66 DIVISION TOTALS	Count:		7			
72,262.32	72,262.32		27,738.28	8,218.90	36,305.14	

10 DEPARTMENT TOTALS:	Count:		7			
72,262.32	72,262.32		27,738.28	8,218.90	36,305.14	

E13 APTYP+FY TOTALS:	Count:		7			
72,262.32	72,262.32		27,738.28	8,218.90	36,305.14	

101 FUND TOTALS:	Count:		7			
72,262.32	72,262.32		27,738.28	8,218.90	36,305.14	

FINAL TOTALS	Count:		7			
72,262.32	72,262.32		27,738.28	8,218.90	36,305.14	

User ID. . . . : DPWMATAT
 To date. . . . : 9/2013
 Account. . . . : 5101E131065EI 05
 Dept/Division :

Exclude Object Codes:

<u>Account Number</u>	<u>Account Name</u>	<u>Tot Appropriation</u>	<u>YTD Allotment</u>	<u>YTD Expenditures</u>	<u>O/S Encumbrance</u>	<u>Available Funds</u>	<u>Unallotted Balance</u>
5101E131065EIC05111	SEC 402 TR-TRAF REC INF MGT SY	1,853.70	1,853.70	1,395.68		458.02	
5101E131065EIC05113	SEC 402 TR-TRAF REC INF MGT SY	527.29	527.29	350.09		177.20	
5101E131065EIC05220	SEC 402 TR-TRAF REC INF MGT SY						
5101E131065EIC05230	SEC 402 TR-TRAF REC INF MGT SY						
5101E131065EIC05240	SEC 402 TR-TRAF REC INF MGT SY						
5101E131065EIC05450	SEC 402 TR-TRAF REC INF MGT SY						

EIC05 PROGRAM TOTALS	Count:		6				
2,380.99 ✓	2,380.99			1,745.77		635.22	

5101E131065EIN05111	SEC 402 TR-TRAF REC INFO MGMT	24,601.12	24,601.12	23,919.76		681.36	
5101E131065EIN05113	SEC 402 TR-TRAF REC INFO MGMT	11,273.70	11,273.70	10,667.80		605.90	

EIN05 PROGRAM TOTALS	Count:		2				
35,874.82 ✓	35,874.82			34,587.56		1,287.26	

65 DIVISION TOTALS	Count:		8				
38,255.81	38,255.81			36,333.33		1,922.48	

10 DEPARTMENT TOTALS:	Count:		8				
38,255.81	38,255.81			36,333.33		1,922.48	

E13 APTYP+FY TOTALS:	Count:		8				
38,255.81	38,255.81			36,333.33		1,922.48	

101 FUND TOTALS:	Count:		8				
38,255.81	38,255.81			36,333.33		1,922.48	

FINAL TOTALS	Count:		8				
38,255.81	38,255.81			36,333.33		1,922.48	

Run Date . . : 1/07/14
 Run Time . . : 11:21:01

STATEMENT OF APPROPRIATIONS, ALLOTMENT, OUTSTANDING ENCUMBRANCE AND EXPENDITURES

Page . . : 1
 Program: PRTAPPN

User ID. . . . : DPWMATAT
 To date. . . . : 9/2013
 Account. . . . : 5101E131066PA 06
 Dept/Division :

Exclude Object Codes:

<u>Account Number</u>	<u>Account Name</u>	<u>YTD Allotment</u>	<u>YTD Expenditures</u>	<u>O/S Encumbrance</u>	<u>Available Funds</u>	<u>Unallotted Balance</u>
5101E131066PAC06111	SEC 402 PA - PLANNING & ADMIN					
5101E131066PAC06113	SEC 402 PA - PLANNING & ADMIN					

PAC06 PROGRAM TOTALS	Count:	2				

5101E131066PAN06111	SEC 402 PA - PLANNING & ADMIN	28,430.86	28,430.86			
5101E131066PAN06113	SEC 402 PA - PLANNING & ADMIN	10,589.27	10,589.27			
5101E131066PAN06220	SEC 402 PA - PLANNING & ADMIN	12,733.65	12,733.65		2,281.49	
5101E131066PAN06230	SEC 402 PA - PLANNING & ADMIN	4,194.32	4,194.32		889.32	
5101E131066PAN06363	SEC 402 PA - PLANNING & ADMIN	2,593.65	2,593.65		77.50	

PAN06 PROGRAM TOTALS	Count:	5	58,541.75		3,248.31	

66 DIVISION TOTALS	Count:	7	58,541.75		3,248.31	

10 DEPARTMENT TOTALS:	Count:	7	58,541.75		3,248.31	

E13 APTYP+FY TOTALS:	Count:	7	58,541.75		3,248.31	

101 FUND TOTALS:	Count:	7	58,541.75		3,248.31	

FINAL TOTALS	Count:	7	58,541.75		3,248.31	

Run Date . . : 1/07/14
 Run Time . . : 11:22:56

STATEMENT OF APPROPRIATIONS, ALLOTMENT, OUTSTANDING ENCUMBRANCE AND EXPENDITURES

Page . . : 1
 Program: PRTAPPN

User ID. . . . : DPWMATAT
 To date. . . . : 9/2013
 Account. . . . : 5101E131066EI 40
 Dept/Division :

Exclude Object Codes:

<u>Account Number</u>	<u>Account Name</u>	<u>YTD Allotment</u>	<u>YTD Expenditures</u>	<u>O/S Encumbrance</u>	<u>Available Funds</u>	<u>Unallotted Balance</u>
5101E131066EIC40111	SEC 408 K9-STA TRAF SAF INF SY	22,028.40	22,028.40			
5101E131066EIC40113	SEC 408 K9-STA TRAF SAF INF SY	7,019.20	7,019.20			
5101E131066EIC40220	SEC 408 K9-STA TRAF SAF INF SY	10,803.78	10,803.78			
5101E131066EIC40230	SEC 408 K9-STA TRAF SAF INF SY	644,700.80	644,700.80		531,173.75	

EIC40	PROGRAM TOTALS	Count:	4			
	684,552.18	684,552.18	571,025.13		113,527.05	

66	DIVISION TOTALS	Count:	4			
	684,552.18	684,552.18	571,025.13		113,527.05	

10	DEPARTMENT TOTALS:	Count:	4			
	684,552.18	684,552.18	571,025.13		113,527.05	

E13	APTYF+FY TOTALS:	Count:	4			
	684,552.18	684,552.18	571,025.13		113,527.05	

101	FUND TOTALS:	Count:	4			
	684,552.18	684,552.18	571,025.13		113,527.05	

FINAL	TOTALS	Count:	4			
	684,552.18	684,552.18	571,025.13		113,527.05	

Run Date . . : 1/07/14
 Run Time . . : 11:22:05

STATEMENT OF APPROPRIATIONS, ALLOTMENT, OUTSTANDING ENCUMBRANCE AND EXPENDITURES

Page . . : 1
 Program: PRTAPPN

User ID. . . . : DPWMATAT
 To date. . . . : 9/2013
 Account. . . . : 5101E131066EI 17
 Dept/Division :

Exclude Object Codes:

Account Number	Account Name	YTD Allotment	YTD Expenditures	O/S Encumbrance	Available Funds	Unallotted Balance
5101E131066EIN17230	SEC 402 PM - PAID MEDIA	15,000.00	14,499.00		501.00	

EIN17 PROGRAM TOTALS		Count: 15,000.00	1	14,499.00	501.00	

66 DIVISION TOTALS		Count: 15,000.00	1	14,499.00	501.00	

10 DEPARTMENT TOTALS:		Count: 15,000.00	1	14,499.00	501.00	

E13 APTYP+FY TOTALS:		Count: 15,000.00	1	14,499.00	501.00	

101 FUND TOTALS:		Count: 15,000.00	1	14,499.00	501.00	

FINAL TOTALS		Count: 15,000.00	1	14,499.00	501.00	

Run Date . . : 1/07/14
 Run Time . . : 11:22:19

STATEMENT OF APPROPRIATIONS, ALLOTMENT, OUTSTANDING ENCUMBRANCE AND EXPENDITURES

Page . . : 1
 Program: PRTAPPN

User ID. . . . : DPWMATAT
 To date. . . . : 9/2013
 Account. . . . : 5101E131066EI 20
 Dept/Division :

Exclude Object Codes:

<u>Account Number</u>	<u>Account Name</u>	<u>YTD Expenditures</u>	<u>O/S Encumbrance</u>	<u>Available Funds</u>	<u>Unalloted Balance</u>
<u>Tot Appropriation</u>	<u>YTD Allotment</u>				
5101E131066EIC20111 SEC 405 OP-K2 OCCUP PROT INCEN	21,286.80	21,286.80			
5101E131066EIC20113 SEC 405 OP-K2 OCCUP PROT INCEN	9,088.80	9,088.80			
5101E131066EIC20220 SEC 405 OP-K2 OCCUP PROT INCEN	12,540.14	12,540.14		2,905.86	
5101E131066EIC20230 SEC 405 OP-K2 OCCUP PROT INCEN	1,200.00	1,200.00			
5101E131066EIC20240 SEC 405 OP-K2 OCCUP PROT INCEN	300.00	300.00			
5101E131066EIC20250 SEC 405 OP-K2 OCCUP PROT INCEN	5,404.00	5,404.00			
5101E131066EIC20280 SEC 405 OP-K2 OCCUP PROT INCEN					
5101E131066EIC20450 SEC 405 OP-K2 OCCUP PROT INCEN					

EIC20 PROGRAM TOTALS	Count:	8			
49,819.74	49,819.74	46,913.88		2,905.86	

5101E131066EIN20220 SEC 405 OP-K2 OCCUPANT PROTECT					
5101E131066EIN20230 SEC 405 OP-K2 OCCUPANT PROTECT					
5101E131066EIN20250 SEC 405 OP-K2 OCCUPANT PROTECT					
5101E131066EIN20280 SEC 405 OP-K2 OCCUPANT PROTECT					

EIN20 PROGRAM TOTALS	Count:	4			

66 DIVISION TOTALS	Count:	12			
49,819.74	49,819.74	46,913.88		2,905.86	

10 DEPARTMENT TOTALS:	Count:	12			
49,819.74	49,819.74	46,913.88		2,905.86	

E13 APTYP+FY TOTALS:	Count:	12			
49,819.74	49,819.74	46,913.88		2,905.86	

101 FUND TOTALS:	Count:	12			
49,819.74	49,819.74	46,913.88		2,905.86	

FINAL TOTALS	Count:	12			
49,819.74	49,819.74	46,913.88		2,905.86	

Run Date . . : 1/07/14
 Run Time . . : 11:22:13

STATEMENT OF APPROPRIATIONS, ALLOTMENT, OUTSTANDING ENCUMBRANCE AND EXPENDITURES

Page . . : 1
 Program: PRTAPPN

User ID. . . . : DPWMATAT
 To date. . . . : 9/2013
 Account. . . . : 5101E131066EI 19
 Dept/Division :

Exclude Object Codes:

<u>Account Number</u>	<u>Account Name</u>	<u>YTD Allotment</u>	<u>YTD Expenditures</u>	<u>O/S Encumbrance</u>	<u>Available Funds</u>	<u>Unallotted Balance</u>
5101E131066E	EIC19230 SEC 405 OP K2PM - PAID MEDIA					
5,324.00		5,324.00	5,000.00		324.00	

EIC19 PROGRAM TOTALS	Count:	1				
5,324.00	5,324.00		5,000.00		324.00	

5101E131066EIN19230 SEC 405 OP-K2PM PAID MEDIA						

EIN19 PROGRAM TOTALS	Count:	1				

66 DIVISION TOTALS	Count:	2				
5,324.00	5,324.00		5,000.00		324.00	

10 DEPARTMENT TOTALS:	Count:	2				
5,324.00	5,324.00		5,000.00		324.00	

E13 APTYP+FY TOTALS:	Count:	2				
5,324.00	5,324.00		5,000.00		324.00	

101 FUND TOTALS:	Count:	2				
5,324.00	5,324.00		5,000.00		324.00	

FINAL TOTALS	Count:	2				
5,324.00	5,324.00		5,000.00		324.00	

Run Date . : 1/07/14
 Run Time . : 11:21:30

STATEMENT OF APPROPRIATIONS, ALLOTMENT, OUTSTANDING ENCUMBRANCE AND EXPENDITURES

Page . : 1
 Program: PRTAPPN

User ID. . . . : DPWMATAT
 To date. . . . : 9/2013
 Account. . . . : 5101E131066EI 11
 Dept/Division :

Exclude Object Codes:

<u>Account Number</u>	<u>Account Name</u>		<u>YTD Expenditures</u>	<u>O/S Encumbrance</u>	<u>Available Funds</u>	<u>Unallotted Balance</u>
Tot Appropriation	YTD Allotment					
5101E131066EIN11230 SEC 405B M2HVE - MAP21 OP LOW				14,499.00		
14,499.00	14,499.00					
5101E131066EIN11280 SEC 405B M2HVE - MAP21 OP LOW			3,543.57	6,456.43	5,000.00	
15,000.00	15,000.00					

EIN11 PROGRAM TOTALS	Count:	2				
29,499.00 /	29,499.00		3,543.57	20,955.43	5,000.00	

66 DIVISION TOTALS	Count:	2				
29,499.00	29,499.00		3,543.57	20,955.43	5,000.00	

10 DEPARTMENT TOTALS:	Count:	2				
29,499.00	29,499.00		3,543.57	20,955.43	5,000.00	

E13 APTYP+FY TOTALS:	Count:	2				
29,499.00	29,499.00		3,543.57	20,955.43	5,000.00	

101 FUND TOTALS:	Count:	2				
29,499.00	29,499.00		3,543.57	20,955.43	5,000.00	

FINAL TOTALS	Count:	2				
29,499.00	29,499.00		3,543.57	20,955.43	5,000.00	

Run Date . . : 1/07/14
 Run Time . . : 11:21:39

STATEMENT OF APPROPRIATIONS, ALLOTMENT, OUTSTANDING ENCUMBRANCE AND EXPENDITURES

Page . . : 1
 Program: PRTAPPN

User ID. . . . : DPWMATAT
 To date. . . . : 9/2013
 Account. . . . : 5101E131066EI 12
 Dept/Division :

Exclude Object Codes:

<u>Account Number</u>	<u>Account Name</u>	<u>YTD Allotment</u>	<u>YTD Expenditures</u>	<u>O/S Encumbrance</u>	<u>Available Funds</u>	<u>Unalloted Balance</u>
<u>Tot Appropriation</u>						
5101E131066EIN12220 SEC 405B M2TR - LOW TRAINING		16,600.00	16,600.00		7,266.48	
5101E131066EIN12230 SEC 405B M2TR - LOW TRAINING		15,000.00	15,000.00		10,255.00	
5101E131066EIN12240 SEC 405B M2TR - LOW TRAINING		100.00	100.00		100.00	
5101E131066EIN12250 SEC 405B M2TR - LOW TRAINING		3,500.00	3,500.00		572.01	
5101E131066EIN12450 SEC 405B M2TR - LOW TRAINING						

EIN12 PROGRAM TOTALS	Count:	35,200.00	5	17,006.51	18,193.49	

66 DIVISION TOTALS	Count:	35,200.00	5	17,006.51	18,193.49	

10 DEPARTMENT TOTALS:	Count:	35,200.00	5	17,006.51	18,193.49	

E13 APTYP+FY TOTALS:	Count:	35,200.00	5	17,006.51	18,193.49	

101 FUND TOTALS:	Count:	35,200.00	5	17,006.51	18,193.49	

FINAL TOTALS	Count:	35,200.00	5	17,006.51	18,193.49	

Run Date . : 1/07/14
 Run Time . : 11:21:45

STATEMENT OF APPROPRIATIONS, ALLOTMENT, OUTSTANDING ENCUMBRANCE AND EXPENDITURES

Page . : 1
 Program: PRTAPPN

User ID. . . . : DPWMATAT
 To date. . . . : 9/2013
 Account. . . . : 5101E131066EI 13
 Dept/Division :

Exclude Object Codes:

<u>Account Number</u>	<u>Account Name</u>	<u>YTD Allotment</u>	<u>YTD Expenditures</u>	<u>O/S Encumbrance</u>	<u>Available Funds</u>	<u>Unalloted Balance</u>
5101E131066EIN13111	SEC 405B M2PE - LOW PUB EDUC	24,115.41	23,163.92		951.49	
5101E131066EIN13113	SEC 405B M2PE - LOW PUB EDUC	9,226.43	9,226.43			
5101E131066EIN13220	SEC 405B M2PE - LOW PUB EDUC					
5101E131066EIN13230	SEC 405B M2PE - LOW PUB EDUC	41,917.95	11,340.00		30,577.95	
5101E131066EIN13240	SEC 405B M2PE - LOW PUB EDUC	2,250.00	840.24		1,409.76	
5101E131066EIN13250	SEC 405B M2PE - LOW PUB EDUC	3,500.00	2,187.00		1,313.00	
5101E131066EIN13450	SEC 405B M2PE - LOW PUB EDUC					

EIN13 PROGRAM TOTALS/	Count:	7				
81,009.79	81,009.79		46,757.59		34,252.20	

66 DIVISION TOTALS	Count:	7				
81,009.79	81,009.79		46,757.59		34,252.20	

10 DEPARTMENT TOTALS:	Count:	7				
81,009.79	81,009.79		46,757.59		34,252.20	

E13 APTYP+FY TOTALS:	Count:	7				
81,009.79	81,009.79		46,757.59		34,252.20	

101 FUND TOTALS:	Count:	7				
81,009.79	81,009.79		46,757.59		34,252.20	

FINAL TOTALS	Count:	7				
81,009.79	81,009.79		46,757.59		34,252.20	

Run Date . . : 1/07/14
Run Time . . : 11:21:51

STATEMENT OF APPROPRIATIONS, ALLOTMENT, OUTSTANDING ENCUMBRANCE AND EXPENDITURES

Page . . : 1
Program: PRTAPPN

User ID. . . . : DPWMATAT
To date. . . . : 9/2013
Account. . . . : 5101E131066EI 14
Dept/Division :

Exclude Object Codes:

<u>Account Number</u>	<u>Account Name</u>	<u>YTD Expenditures</u>	<u>O/S Encumbrance</u>	<u>Available Funds</u>	<u>Unallotted Balance</u>
<u>Tot Appropriation</u>	<u>YTD Allotment</u>				
5101E131066EIN14250 SEC 405B M2CSS-LOW CSS PUR/DIS					
5,915.24	5,915.24	5,800.61		114.63	

EIN14 PROGRAM TOTALS	Count:	1			
5,915.24	5,915.24	5,800.61		114.63	

66 DIVISION TOTALS	Count:	1			
5,915.24	5,915.24	5,800.61		114.63	

10 DEPARTMENT TOTALS:	Count:	1			
5,915.24	5,915.24	5,800.61		114.63	

E13 APTYP+FY TOTALS:	Count:	1			
5,915.24	5,915.24	5,800.61		114.63	

101 FUND TOTALS:	Count:	1			
5,915.24	5,915.24	5,800.61		114.63	

FINAL TOTALS	Count:	1			
5,915.24	5,915.24	5,800.61		114.63	

Run Date . . : 1/07/14
 Run Time . . : 11:21:57

STATEMENT OF APPROPRIATIONS, ALLOTMENT, OUTSTANDING ENCUMBRANCE AND EXPENDITURES

Page . . : 1
 Program: PRTAPPN

User ID. . . . : DPWMATA
 To date. . . . : 9/2013
 Account. . . . : 5101E131066EI 15
 Dept/Division :

Exclude Object Codes:

<u>Account Number</u>	<u>Account Name</u>	<u>YTD Allotment</u>	<u>YTD Expenditures</u>	<u>O/S Encumbrance</u>	<u>Available Funds</u>	<u>Unalloted Balance</u>
5101E131066EIN15111	SEC 405C M3DA - DATA PROGRAM	14,148.00	13,383.36		764.64	
5101E131066EIN15113	SEC 405C M3DA - DATA PROGRAM	4,310.00	4,265.64		44.36	
5101E131066EIN15220	SEC 405C M3DA - DATA PROGRAM					
5101E131066EIN15230	SEC 405C M3DA - DATA PROGRAM	110,803.12			110,803.12	

EIN15	PROGRAM TOTALS	Count:	4			
	129,261.12 /	129,261.12	17,649.00		111,612.12	

66	DIVISION TOTALS	Count:	4			
	129,261.12	129,261.12	17,649.00		111,612.12	

10	DEPARTMENT TOTALS:	Count:	4			
	129,261.12	129,261.12	17,649.00		111,612.12	

E13	APFYP+FY TOTALS:	Count:	4			
	129,261.12	129,261.12	17,649.00		111,612.12	

101	FUND TOTALS:	Count:	4			
	129,261.12	129,261.12	17,649.00		111,612.12	

FINAL	TOTALS	Count:	4			
	129,261.12	129,261.12	17,649.00		111,612.12	

Run Date . : 1/07/14
 Run Time . : 11:22:25

STATEMENT OF APPROPRIATIONS, ALLOTMENT, OUTSTANDING ENCUMBRANCE AND EXPENDITURES

Page . : 1
 Program: PRTAPPN

User ID. . . . : DPWMATAT
 To date. . . . : 9/2013
 Account. . . . : 5101E131066EI 21
 Dept/Division :

Exclude Object Codes:

<u>Account Number</u>	<u>Account Name</u>	<u>YTD Expenditures</u>	<u>O/S Encumbrance</u>	<u>Available Funds</u>	<u>Unallotted Balance</u>
5101E131066EIN21230	SEC 405E M8PE DD PUBLIC EDUC				
71,113.70	71,113.70			71,113.70	
5101E131066EIN21240	SEC 405E M8PE DD PUBLIC EDUC				
5101E131066EIN21250	SEC 405E M8PE DD PUBLIC EDUC				

EIN21 PROGRAM TOTALS	Count:	3			
71,113.70	71,113.70			71,113.70	

66 DIVISION TOTALS	Count:	3			
71,113.70	71,113.70			71,113.70	

10 DEPARTMENT TOTALS:	Count:	3			
71,113.70	71,113.70			71,113.70	

E13 APTYP+FY TOTALS:	Count:	3			
71,113.70	71,113.70			71,113.70	

101 FUND TOTALS:	Count:	3			
71,113.70	71,113.70			71,113.70	

FINAL TOTALS	Count:	3			
71,113.70	71,113.70			71,113.70	

Run Date . . : 1/07/14
 Run Time . . : 11:22:30

STATEMENT OF APPROPRIATIONS, ALLOTMENT, OUTSTANDING ENCUMBRANCE AND EXPENDITURES

Page . . : 1
 Program: PRTAPPN

User ID. . . . : DPWMATAT
 To date. . . . : 9/2013
 Account. . . . : 5101E131066EI 22
 Dept/Division :

Exclude Object Codes:

<u>Account Number</u>	<u>Account Name</u>	<u>YTD Expenditures</u>	<u>O/S Encumbrance</u>	<u>Available Funds</u>	<u>Unallotted Balance</u>
<u>Tot Appropriation</u>	<u>YTD Allotment</u>				
5101E131066EIN22230 SEC 405E M8TS DD TRAFFIC SIGNS	5,400.00	5,400.00		5,400.00	
5101E131066EIN22240 SEC 405E M8TS DD TRAFFIC SIGNS					
5101E131066EIN22250 SEC 405E M8TS DD TRAFFIC SIGNS					

EIN22 PROGRAM TOTALS	Count:	3			
5,400.00	5,400.00			5,400.00	

66 DIVISION TOTALS	Count:	3			
5,400.00	5,400.00			5,400.00	

10 DEPARTMENT TOTALS:	Count:	3			
5,400.00	5,400.00			5,400.00	

E13 APTYF+FY TOTALS:	Count:	3			
5,400.00	5,400.00			5,400.00	

101 FUND TOTALS:	Count:	3			
5,400.00	5,400.00			5,400.00	

FINAL TOTALS	Count:	3			
5,400.00	5,400.00			5,400.00	

Run Date . . : 1/07/14
Run Time . . : 11:22:35

STATEMENT OF APPROPRIATIONS, ALLOTMENT, OUTSTANDING ENCUMBRANCE AND EXPENDITURES

Page . . : 1
Program: PRTAPPN

User ID. . . . : DPWMATAT
To date. . . . : 9/2013
Account. . . . : 5101E131066EI 23
Dept/Division :

Exclude Object Codes:

<u>Account Number</u>	<u>Account Name</u>	<u>YTD Expenditures</u>	<u>O/S Encumbrance</u>	<u>Available Funds</u>	<u>Unallotted Balance</u>
<u>Tot Appropriation</u>	<u>YTD Allotment</u>				
5101E131066EIN23280 SEC 405E M8*PT DD POL TRAF SVC				20,000.00	
20,000.00	20,000.00				

EIN23 PROGRAM TOTALS	Count:	1		20,000.00	
20,000.00	20,000.00				

66 DIVISION TOTALS	Count:	1		20,000.00	
20,000.00	20,000.00				

10 DEPARTMENT TOTALS:	Count:	1		20,000.00	
20,000.00	20,000.00				

E13 APTYP+FY TOTALS:	Count:	1		20,000.00	
20,000.00	20,000.00				

101 FUND TOTALS:	Count:	1		20,000.00	
20,000.00	20,000.00				

FINAL TOTALS	Count:	1		20,000.00	
20,000.00	20,000.00				

Run Date . : 1/07/14
Run Time . : 11:22:40

STATEMENT OF APPROPRIATIONS, ALLOTMENT, OUTSTANDING ENCUMBRANCE AND EXPENDITURES

Page . : 1
Program: PRTAPPN

User ID. . . . : DPWMATAT
To date. . . . : 9/2013
Account. . . . : 5101E131066EI 24
Dept/Division :

Exclude Object Codes:

<u>Account Number</u>	<u>Account Name</u>	<u>YTD Expenditures</u>	<u>O/S Encumbrance</u>	<u>Available Funds</u>	<u>Unallotted Balance</u>
Tot Appropriation	YTD Allotment				
5101E131066EIN24220 SEC 405E M8*TR DD TRAFFIC REC					
20,000.00	20,000.00			20,000.00	

EIN24 PROGRAM TOTALS	Count:	1			
20,000.00 /	20,000.00			20,000.00	

66 DIVISION TOTALS	Count:	1			
20,000.00	20,000.00			20,000.00	

10 DEPARTMENT TOTALS:	Count:	1			
20,000.00	20,000.00			20,000.00	

E13 APTYP+FY TOTALS:	Count:	1			
20,000.00	20,000.00			20,000.00	

101 FUND TOTALS:	Count:	1			
20,000.00	20,000.00			20,000.00	

FINAL TOTALS	Count:	1			
20,000.00	20,000.00			20,000.00	

User ID. . . . : DPWMATAT
 To date. . . . : 9/2013
 Account. . . . : 5101E131066EI 25
 Dept/Division :

Exclude Object Codes:

<u>Account Number</u>	<u>Account Name</u>	<u>YTD Allotment</u>	<u>YTD Expenditures</u>	<u>O/S Encumbrance</u>	<u>Available Funds</u>	<u>Unallotted Balance</u>
5101E131066EIN25111	SEC 405E M8*DD DISTRACTED DRVG	25,833.60	10,007.54		15,826.06	
5101E131066EIN25113	SEC 405E M8*DD DISTRACTED DRVG	9,180.10	3,614.09		5,566.01	
5101E131066EIN25250	SEC 405E M8*DD DISTRACTED DRVG	1,500.00			1,500.00	

EIN25	PROGRAM TOTALS	Count:	3			
	36,513.70	36,513.70	13,621.63		22,892.07	

66	DIVISION TOTALS	Count:	3			
	36,513.70	36,513.70	13,621.63		22,892.07	

10	DEPARTMENT TOTALS:	Count:	3			
	36,513.70	36,513.70	13,621.63		22,892.07	

E13	APTYP+FY TOTALS:	Count:	3			
	36,513.70	36,513.70	13,621.63		22,892.07	

101	FUND TOTALS:	Count:	3			
	36,513.70	36,513.70	13,621.63		22,892.07	

FINAL	TOTALS	Count:	3			
	36,513.70	36,513.70	13,621.63		22,892.07	

FY13

Run Date . . : 1/10/14
 Run Time . . : 11:18:09
 User ID. . . : DPWMATAT

FGIA A/R Transaction List

Page . . : 1
 Program: PRTFTRN

Account Id . . : 5101E131066EIN01
 G/L account. . :
 Document . . . :
 Trans code(s) : 103 104

From trans date: / / To trans date : / /
 From add date : / / To add date . : / /
 Add user . . . : Cat/Award No . :
 Trans amt . . . :

<u>AccountId</u>	<u>G/L Account</u>	<u>Cde</u>	<u>Document</u>	<u>Trans Date</u>	<u>Trans Amt</u>	<u>Add UserId</u>	<u>Add Date</u>
5101E131066EIN01	110111220	103	J13FED0103	2/12/2013	30777.80-	PSTAJVFG	2/13/2013
5101E131066EIN01	110111220	103	J13FED0124	3/11/2013	35964.17-	PSTAJVFG	3/12/2013
5101E131066EIN01	110111220	103	J13FED0195	6/ 5/2013	28009.46-	PSTAJVFG	6/ 6/2013
5101E131066EIN01	110111220	103	J13FED0239	7/31/2013	11280.31-	PSTAJVFG	8/ 2/2013
5101E131066EIN01	110111220	103	J14FED0008	10/10/2013	74892.87-	PSTAJVFG	10/11/2013
5101E131066EIN01	110111220	103	J14FED0051	12/12/2013	85465.30-	PSTAJVFG	12/16/2013

FINAL TOTALS Count: 6 266,389.91-✓

Run Date . . : 1/10/14
 Run Time . . : 11:18:17
 User ID. . . : DPWMATAT

FGIA A/R Transaction List

Page . . : 1
 Program: PRTFTRN

Account Id . . : 5101E131066EIC01
 G/L account . . :
 Document . . . :
 Trans code(s) : 103 104

From trans date: / / To trans date : / /
 From add date : / / To add date . . : / /
 Add user : Cat/Award No . . :
 Trans amt . . . :

<u>AccountId</u>	<u>G/L Account</u>	<u>Cde</u>	<u>Document</u>	<u>Trans Date</u>	<u>Trans Amt</u>	<u>Add UserId</u>	<u>Add Date</u>
5101E131066EIC01	110111220	103	J13FED0103	2/12/2013	9870.51-	PSTAJVFG	2/13/2013
5101E131066EIC01	110111220	103	J13FED0195	6/ 5/2013	11538.28-	PSTAJVFG	6/ 6/2013
5101E131066EIC01	110111220	103	J14FED0008	10/10/2013	2492.22-	PSTAJVFG	10/11/2013
5101E131066EIC01	110111220	103	J14FED0051	12/12/2013	795.00-	PSTAJVFG	12/16/2013
FINAL TOTALS	Count:	4			24,696.01-		

Run Date . . : 1/10/14
 Run Time . . : 11:18:26
 User ID. . . : DPWMATAT

FGIA A/R Transaction List

Page . . : 1
 Program: PRTFTRN

Account Id . . : 5101E131066EIN02
 G/L account . . :
 Document . . . :
 Trans code(s) : 103 104

From trans date: / / To trans date : / /
 From add date : / / To add date . : / /
 Add user . . . : Cat/Award No . :
 Trans amt . . . :

<u>AccountId</u>	<u>G/L Account</u>	<u>Cde</u>	<u>Document</u>	<u>Trans Date</u>	<u>Trans Amt</u>	<u>Add UserId</u>	<u>Add Date</u>
5101E131066EIN02	110111220	103	J13FED0103	2/12/2013	14717.96-	PSTAJVFG	2/13/2013
5101E131066EIN02	110111220	103	J13FED0124	3/11/2013	2723.94-	PSTAJVFG	3/12/2013
5101E131066EIN02	110111220	103	J13FED0151	4/15/2013	10277.98-	PSTAJVFG	4/16/2013
5101E131066EIN02	110111220	103	J14FED0008	10/10/2013	52175.97-	PSTAJVFG	10/11/2013
5101E131066EIN02	110111220	103	J14FED0051	12/12/2013	6915.33-	PSTAJVFG	12/16/2013

FINAL TOTALS Count: 5 86,811.18- ✓

Run Date . . : 1/10/14
Run Time . . : 11:18:36
User ID. . . : DPWMATAT

FGIA A/R Transaction List

Page . . : 1
Program: PRTPTRN

Account Id . . : 5101E131066EIC02 From trans date: / / To trans date : / /
G/L account . . : From add date : / / To add date . . : / /
Document . . . : Add user : Cat/Award No . . :
Trans code(s) : 103 104 Trans amt . . . :

<u>AccountId</u>	<u>G/L Account</u>	<u>Cde</u>	<u>Document</u>	<u>Trans Date</u>	<u>Trans Amt</u>	<u>Add UserId</u>	<u>Add Date</u>
5101E131066EIC02	110111220	103	J13FED0103	2/12/2013	16216.00-	PSTAJVFG	2/13/2013
5101E131066EIC02	110111220	103	J14FED0051	12/12/2013	9514.71-	PSTAJVFG	12/16/2013
FINAL TOTALS	Count:	2		25,730.71-			

Run Date . . : 1/10/14
Run Time . . : 11:18:56
User ID. . . : DPWMATAT

FGIA A/R Transaction List

Page . . : 1
Program: PRTFTRN

Account Id . . : 5101E131066EIN03
G/L account . . :
Document . . . :
Trans code(s) : 103 104

From trans date: / / To trans date : / /
From add date : / / To add date . . : / /
Add user . . . : Cat/Award No . . :
Trans amt . . . :

<u>AccountId</u>	<u>G/L Account</u>	<u>Cde</u>	<u>Document</u>	<u>Trans Date</u>	<u>Trans Amt</u>	<u>Add UserId</u>	<u>Add Date</u>
5101E131066EIN03	110111220	103	J13FED0124	3/11/2013	642.60-	PSTAJVFG	3/12/2013
5101E131066EIN03	110111220	103	J13FED0151	4/15/2013	2237.06-	PSTAJVFG	4/16/2013
5101E131066EIN03	110111220	103	J13FED0239	7/31/2013	479.66-	PSTAJVFG	8/ 2/2013
5101E131066EIN03	110111220	103	J14FED0008	10/10/2013	1378.96-	PSTAJVFG	10/11/2013
5101E131066EIN03	110111220	103	J14FED0051	12/12/2013	23000.00-	PSTAJVFG	12/16/2013

FINAL TOTALS Count: 5 27,738.28- ✓

Run Date . . : 1/10/14
Run Time . . : 11:19:13
User ID. . . : DPWMATAT

FGIA A/R Transaction List

Page . . : 1
Program: PRTFTRN

Account Id . . : 5101E131065EIN05
G/L account. . :
Document . . . :
Trans code(s) : 103 104

From trans date: / / To trans date : / /
From add date : / / To add date . : / /
Add user . . . : Cat/Award No . :
Trans amt . . . :

<u>AccountId</u>	<u>G/L Account</u>	<u>Cde</u>	<u>Document</u>	<u>Trans Date</u>	<u>Trans Amt</u>	<u>Add UserId</u>	<u>Add Date</u>
5101E131065EIN05	110111220	103	J13FED0103	2/12/2013	9845.66-	PSTAJVFG	2/13/2013
5101E131065EIN05	110111220	103	J13FED0124	3/11/2013	2732.64-	PSTAJVFG	3/12/2013
5101E131065EIN05	110111220	103	J13FED0151	4/15/2013	2732.64-	PSTAJVFG	4/16/2013
5101E131065EIN05	110111220	103	J14FED0008	10/10/2013	14200.77-	PSTAJVFG	10/11/2013

FINAL TOTALS Count: 4 29,511.71- ✓

Run Date . . : 1/10/14
Run Time . . : 11:19:16
User ID. . . : DPWMATAT

FGIA A/R Transaction List

Page . . : 1
Program: PRTFTRN

Account Id . . : 5101E131065EIC05
G/L account . . :
Document . . . :
Trans code(s) : 103 104

From trans date: / / To trans date : / /
From add date : / / To add date . . : / /
Add user . . . : Cat/Award No . . :
Trans amt . . . :

<u>AccountId</u>	<u>G/L Account</u>	<u>Cde</u>	<u>Document</u>	<u>Trans Date</u>	<u>Trans Amt</u>	<u>Add UserId</u>	<u>Add Date</u>
5101E131065EIC05	110111220	103	J13FED0103	2/12/2013	1745.77-	PSTAJVFG	2/13/2013
FINAL TOTALS	Count:	1		1,745.77-			

Run Date . . : 1/10/14
 Run Time . . : 11:19:40
 User ID. . . : DPWMATAT

FGIA A/R Transaction List

Account Id . . : 5101E131066PAN06
 G/L account . . :
 Document . . . :
 Trans code(s) : 103 104

From trans date: / / To trans date : / /
 From add date : / / To add date . : / /
 Add user . . . : Cat/Award No . :
 Trans amt . . . :

<u>AccountId</u>	<u>G/L Account</u>	<u>Cde</u>	<u>Document</u>	<u>Trans Date</u>	<u>Trans Amt</u>	<u>Add UserId</u>	<u>Add Date</u>
5101E131066PAN06	110111220	103	J13FED0103	2/12/2013	17217.44-	PSTAJVFG	2/13/2013
5101E131066PAN06	110111220	103	J13FED0124	3/11/2013	6321.33-	PSTAJVFG	3/12/2013
5101E131066PAN06	110111220	103	J13FED0151	4/15/2013	230.29-	PSTAJVFG	4/16/2013
5101E131066PAN06	110111220	103	J13FED0195	6/ 5/2013	2424.93-	PSTAJVFG	6/ 6/2013
5101E131066PAN06	110111220	103	J14FED0008	10/10/2013	22426.81-	PSTAJVFG	10/11/2013
5101E131066PAN06	110111220	103	J14FED0051	12/12/2013	6001.70-	PSTAJVFG	12/16/2013
FINAL TOTALS		Count:	6		54,622.50-		

Run Date . . : 1/10/14
 Run Time . . : 11:20:47
 User ID. . . : DPWMATAT

FGIA A/R Transaction List

Account Id . . : 5101E131066EIC40
 G/L account . . :
 Document . . . :
 Trans code(s) : 103 104

From trans date: / / To trans date : / /
 From add date : / / To add date . : / /
 Add user . . . : Cat/Award No . :
 Trans amt . . . :

<u>AccountId</u>	<u>G/L Account</u>	<u>Cde</u>	<u>Document</u>	<u>Trans Date</u>	<u>Trans Amt</u>	<u>Add UserId</u>	<u>Add Date</u>
5101E131066EIC40	110111220	103	J13FED0091	1/29/2013	23922.04-	PSTAJVFG	1/31/2013
5101E131066EIC40	110111220	103	J13FED0103	2/12/2013	104108.44-	PSTAJVFG	2/13/2013
5101E131066EIC40	110111220	103	J13FED0124	3/11/2013	23154.02-	PSTAJVFG	3/12/2013
5101E131066EIC40	110111220	103	J13FED0151	4/15/2013	73408.44-	PSTAJVFG	4/16/2013
5101E131066EIC40	110111220	103	J13FED0195	6/ 5/2013	123689.53-	PSTAJVFG	6/ 6/2013
5101E131066EIC40	110111220	103	J13FED0239	7/31/2013	127619.76-	PSTAJVFG	8/ 2/2013
5101E131066EIC40	110111220	103	J14FED0008	10/10/2013	41400.00-	PSTAJVFG	10/11/2013
5101E131066EIC40	110111220	103	J14FED0051	12/12/2013	53722.90-	PSTAJVFG	12/16/2013
FINAL TOTALS		Count:	8	571,025.13- ✓			

Run Date . . : 1/10/14
Run Time . . : 11:19:54
User ID. . . : DPWMATAT

FGIA A/R Transaction List

Page . . : 1
Program: PRTFTRN

Account Id . . : 5101E131066EIN17
G/L account . . :
Document . . . :
Trans code(s) : 103 104

From trans date: / / To trans date : / /
From add date : / / To add date . . : / /
Add user . . . : Cat/Award No . . :
Trans amt . . . :

AccountId G/L Account
5101E131066EIN17 110111220

Cde Document Trans Date Trans Amt
103 J13FED0195 6/ 5/2013 14499.00-

Add UserId Add Date
PSTAJVFG 6/ 6/2013

FINAL TOTALS Count: 1 14,499.00- ✓

Run Date . . : 1/10/14
 Run Time . . : 11:20:17
 User ID. . . : DPWMATAT

FGIA A/R Transaction List

Page . . : 1
 Program: PRTFTRN

Account Id . . : 5101E131066EIC20
 G/L account . . :
 Document . . . :
 Trans code(s) : 103 104

From trans date: / / To trans date : / /
 From add date : / / To add date . . : / /
 Add user . . . : Cat/Award No . . :
 Trans amt . . . :

<u>AccountId</u>	<u>G/L Account</u>	<u>Cde</u>	<u>Document</u>	<u>Trans Date</u>	<u>Trans Amt</u>	<u>Add UserId</u>	<u>Add Date</u>
5101E131066EIC20	110111220	103	J13FED0091	1/29/2013	10115.79-	PSTAJVFG	1/31/2013
5101E131066EIC20	110111220	103	J13FED0103	2/12/2013	4502.18-	PSTAJVFG	2/13/2013
5101E131066EIC20	110111220	103	J13FED0124	3/11/2013	7953.27-	PSTAJVFG	3/12/2013
5101E131066EIC20	110111220	103	J13FED0151	4/15/2013	4502.18-	PSTAJVFG	4/16/2013
5101E131066EIC20	110111220	103	J13FED0195	6/ 5/2013	11885.37-	PSTAJVFG	6/ 6/2013
5101E131066EIC20	110111220	103	J13FED0239	7/31/2013	5704.00-	PSTAJVFG	8/ 2/2013
5101E131066EIC20	110111220	103	J14FED0008	10/10/2013	2251.09-	PSTAJVFG	10/11/2013
FINAL TOTALS		Count:	7		46,913.88-		

Run Date . . : 1/10/14
Run Time . . : 11:20:56
User ID. . . : DPWMATAT

FGIA A/R Transaction List

Page . . : 1
Program: PRTFTRN

Account Id . . : 5101E131066EIN11
G/L account . . :
Document . . . :
Trans code(s) : 103 104

From trans date: / / To trans date : / /
From add date : / / To add date . : / /
Add user . . . : Cat/Award No . :
Trans amt . . . : Trans amt . . . :

<u>AccountId</u>	<u>G/L Account</u>	<u>Cde</u>	<u>Document</u>	<u>Trans Date</u>	<u>Trans Amt</u>	<u>Add UserId</u>	<u>Add Date</u>
5101E131066EIN11	110111220	103	J14FED0051	12/12/2013	3543.57-	PSTAJVFG	12/16/2013
FINAL TOTALS	Count:	1			3,543.57- ✓		

Run Date . . : 1/10/14
Run Time . . : 11:21:02
User ID. . . : DPWMATAT

FGIA A/R Transaction List

Page . . : 1
Program: PRTFTRN

Account Id . . : 5101E131066EIN12
G/L account . . :
Document . . . :
Trans code(s) : 103 104

From trans date: / / To trans date : / /
From add date : / / To add date . . : / /
Add user . . . : Cat/Award No . . :
Trans amt . . . :

<u>AccountId</u>	<u>G/L Account</u>	<u>Cde</u>	<u>Document</u>	<u>Trans Date</u>	<u>Trans Amt</u>	<u>Add UserId</u>	<u>Add Date</u>
5101E131066EIN12	110111220	103	J14FED0051	12/12/2013	9333.52-	PSTAJVFG	12/16/2013
FINAL TOTALS	Count:	1		9,333.52- /			

Run Date . . : 1/10/14
Run Time . . : 11:21:08
User ID. . . : DPWMATAT

FGIA A/R Transaction List

Page . . : 1
Program: PRTFTRN

Account Id . . : 5101E131066EIN13
G/L account . . :
Document . . . :
Trans code(s) : 103 104

From trans date: / / To trans date : / /
From add date : / / To add date . . : / /
Add user . . . : Cat/Award No . . :
Trans amt . . . :

<u>AccountId</u>	<u>G/L Account</u>	<u>Cde</u>	<u>Document</u>	<u>Trans Date</u>	<u>Trans Amt</u>	<u>Add UserId</u>	<u>Add Date</u>
5101E131066EIN13	110111220	103	J14FED0051	12/12/2013	28684.09-	PSTAJVFG	12/16/2013
FINAL TOTALS	Count:	1		28,684.09-			

Run Date . . : 1/10/14
Run Time . . : 11:21:15
User ID. . . : DPWMATAT

FGIA A/R Transaction List

Page . . : 1
Program: PRTFTRN

Account Id . . : 5101E131066EIN15
G/L account . . :
Document . . . :
Trans code(s) : 103 104

From trans date: / / To trans date : / /
From add date : / / To add date . . : / /
Add user . . . : Cat/Award No . . :
Trans amt . . . :

<u>AccountId</u>	<u>G/L Account</u>
5101E131066EIN15	110111220
5101E131066EIN15	110111220

<u>Cde</u>	<u>Document</u>	<u>Trans Date</u>	<u>Trans Amt</u>
103	J14FED0008	10/10/2013	16404.78-
103	J14FED0051	12/12/2013	1244.22-

<u>Add UserId</u>	<u>Add Date</u>
PSTAJVFG	10/11/2013
PSTAJVFG	12/16/2013

FINAL TOTALS Count: 2 17,649.00- /

DPWUENB
1/10/14

Appropriation Accounts
To date is for 12/2013

WRKAPPN
10:43:59

Position to Account 5101E1410

FY 2014

Appropriation account number : 5101E1410
Obligation end date :

Original Appropriation : 418,866.75
Budget Adjustments : 6,444.56-
Total Appropriation : 412,422.19 - \$20,000 = \$392,422.19

	<u>Current Period</u>	<u>Year To Date</u>
Allotments :	278,040.71	372,488.73
Expenditures :	93,651.76	93,651.76
Outstanding Encumbrances :		107,401.76 ← 13,750.00
Funds Available :	265,086.97	
Unallotted Balance :	39,933.46	
Funds in Reserve :	49,933.46	

Run Date . . : 1/07/14
 Run Time . . : 16:00:34
 User ID. . . : DPWMATAT
 Account Id . . : 5101E1410

FGIA A/R Balance Records

<u>Account No</u> <u>Account name</u>	<u>Begin Bal</u>	<u>Tot debits</u> <u>Catalog/Award #</u>	<u>Tot credits</u>	<u>Tot payments</u>	<u>Ending Bal</u>
5101E141062AHC05 SEC 402 PA PLANNING & ADMIN					
5101E141062AHN05 SEC402 PA-MAP PLANNING & ADMIN					
5101E141062BANCL SEC 402 AL-MAP APD ENFORCEMENT					
5101E141062BGNA1 SEC 402 AL-MAP OAG PROSECUTION					
5101E141062BGN12 SEC 402 AL-MAP OAG PROSECUTION					
5101E141062BHC01 SEC 402 AL ALCOHOL		19868.44			19868.44
5101E141062BHN01 SEC 402 AL - MAP ALCOHOL					
5101E141062BJND1 SEC 402 AL-MAP JOG CRT ENHANCE					
5101E141062BPNB1 SEC 402 AL-MAP HPD ENFPCEMENT					
5101E141062BPN01 SEC 402 AL-MAP HPD ENFORCEMENT					
5101E141062CHC02 SEC 402 OP OCCUPANT PROTECTION		7387.53			7387.53
5101E141062CHN02 SEC 402 OP-MAP OCCUPANT PROTECT		2462.51			2462.51
5101E141062DHC03 SEC 402 PT POLICE TRAFFIC SERV		11322.35			11322.35
5101E141062DHN03 SEC 402 PT-MAP POLICE TRAF SVC		3093.91			3093.91
5101E141062EHC04 SECTION 402 TR TRAFFIC RECORDS		4134.18			4134.18
5101E141062EHN04 SEC 402 TR-MAP TRAFFIC RECORDS		1378.06			1378.06
5101E141065BHC21 SEC405B M2TR-OP LOW TRAINING					
5101E141065BHC22 SEC 405B M2PE LOW PUBLIC EDU		14453.33			14453.33
5101E141065BHC23 SEC 405B M2CSS-OP LOW PURCHASE					
5101E141065BPC2A SEC 405B M2HVE-OP LOW HVE HPD					
5101E141065BPC20 SEC 405B M2HVE-OP LOW HIGH VIS					
5101E141065CHC30 SEC 405C M3DA DATA PROGRAM					
5101E141065EHC43 SEC 405E M8TR DD TRAFFIC REC					
5101E141065WHC51 SEC 405 OP K2PM PAID MEDIA					
5101E141066DHC24 SECTION 405E DD TRAFFIC RECORD		17078.76			17078.76

Run Date . : 1/07/14
Run Time . : 16:00:34
User ID. . : DPWMATAT
Account Id . . : 5101E1410

FGIA A/R Balance Records

Page . : 2
Program: PRTFBAL

<u>Account No</u> <u>Account name</u>	<u>Begin Bal</u>	<u>Tot debits</u> <u>Catalog/Award #</u>	<u>Tot credits</u>	<u>Tot payments</u>	<u>Ending Bal</u>
5101E141066UHCS2 SEC 408 K9 DATA PROG INCENTIVE					
FINAL TOTALS Count: 26		81,179.07			81,179.07

Run Date . . : 1/07/14
 Run Time . . : 10:38:10

STATEMENT OF APPROPRIATIONS, ALLOTMENT, OUTSTANDING ENCUMBRANCE AND EXPENDITURES

Page . . : 1
 Program: PRTAPPN

User ID. . . . : DPWMATAT
 To date. . . . : 12/2013
 Account. . . . : 5101E14106
 Dept/Division :

Exclude Object Codes:

Account Number	Account Name	Tot Appropriation	YTD Allotment	YTD Expenditures	O/S Encumbrance	Available Funds	Unallotted Balance
5101E141062AHC05230	SEC 402 PA PLANNING & ADMIN	1,870.81	1,870.81			1,870.81	
5101E141062AHC05250	SEC 402 PA PLANNING & ADMIN	300.00	300.00			300.00	
5101E141062AHC05363	SEC 402 PA PLANNING & ADMIN	1,000.00	1,000.00			1,000.00	
AHC05 PROGRAM TOTALS		3,170.81	3,170.81	3		3,170.81	
5101E141062AHN05220	SEC 402 PA-MAP PLANNING & ADM	10,033.04					10,033.04
5101E141062AHN05230	SEC 402 PA-MAP PLANNING & ADM	3,023.48	3,023.48			3,023.48	
5101E141062AHN05240	SEC 402 PA-MAP PLANNING & ADM	1,500.00	1,500.00			1,500.00	
5101E141062AHN05363	SEC 402 PA-MAP PLANNING & ADM	2,000.00	2,000.00			2,000.00	
AHN05 PROGRAM TOTALS		16,556.52	6,523.48	4		6,523.48	10,033.04
5101E141062BGNA1111	SEC 402 AL-MAP OAG PROSECUTION	14,227.20	14,227.20			14,227.20	
5101E141062BGNA1113	SEC 402 AL-MAP OAG PROSECUTION	5,772.80	5,772.80			5,772.80	
BGNA1 PROGRAM TOTALS		20,000.00	20,000.00	2		20,000.00	
5101E141062BGN12111	SEC 402 AL-MAP OAG PROSECUTION						
5101E141062BGN12113	SEC 402 AL-MAP OAG PROSECUTION						
BGN12 PROGRAM TOTALS				2			
5101E141062BHC01111	SEC 402 AL ALCOHOL	10,052.80	10,052.80	14,691.20		4,638.40-	
5101E141062BHC01113	SEC 402 AL ALCOHOL	3,451.88	3,451.88	5,177.24		1,725.36-	
BHC01 PROGRAM TOTALS		13,504.68	13,504.68	2		6,363.76-	
5101E141062BPNB1111	SEC 402 AL-MAP HPD ENFORCEMENT	4,000.00	4,000.00			4,000.00	

*refer to
1066 EIC01*

Run Date . . : 1/07/14
 Run Time . . : 10:38:10

STATEMENT OF APPROPRIATIONS, ALLOTMENT, OUTSTANDING ENCUMBRANCE AND EXPENDITURES

Page . . : 2
 Program: PRTAPPN

User ID. . . . : DPWMATAT
 To date. . . . : 12/2013
 Account. . . . : 5101E14106
 Dept/Division :

Exclude Object Codes:

<u>Account Number</u>	<u>Account Name</u>	<u>YTD Allotment</u>	<u>YTD Expenditures</u>	<u>O/S Encumbrance</u>	<u>Available Funds</u>	<u>Unallotted Balance</u>
5101E141062BPNB1112	SEC 402 AL-MAP HPD ENFORCEMENT					9,704.00
		9,704.00				
5101E141062BPNB1113	SEC 402 AL-MAP HPD ENFORCEMENT				6,296.00	
		6,296.00				
5101E141062BPNB1240	SEC 402 AL-MAP HPD ENFORCEMENT				500.00	
		500.00				
5101E141062BPNB1250	SEC 402 AL-MAP HPD ENFORCEMENT				1,700.00	
		1,700.00				
BPNB1 PROGRAM TOTALS		Count: 5			12,496.00	9,704.00
		22,200.00				
5101E141062BPN01111	SEC 402 AL-MAP HPD ENFORCEMENT					
5101E141062BPN01112	SEC 402 AL-MAP HPD ENFORCEMENT					
5101E141062BPN01113	SEC 402 AL-MAP HPD ENFORCEMENT					
5101E141062BPN01240	SEC 402 AL-MAP HPD ENFORCEMENT					
5101E141062BPN01250	SEC 402 AL-MAP HPD ENFORCEMENT					
BPNO1 PROGRAM TOTALS		Count: 5				
5101E141062CHC021111	SEC 402 OP OCCUPANT PROTECTION					
		5,198.40	5,198.40			
5101E141062CHC021113	SEC 402 OP OCCUPANT PROTECTION					
		1,025.60	1,025.60		1,163.53-	
CHC02 PROGRAM TOTALS		Count: 2				
		6,224.00	6,224.00		7,387.53	1,163.53-
5101E141062CHN021111	SEC 402 OP-MAP OCCUPANT PROTCT					
		9,617.04	9,617.04		1,732.80	
5101E141062CHN021113	SEC 402 OP-MAP OCCUPANT PROTCT					
		4,378.26	4,378.26		729.71	
5101E141062CHN02220	SEC 402 OP-MAP OCCUPANT PROTCT					
		12,929.94				12,929.94
CHN02 PROGRAM TOTALS		Count: 3				
		26,925.24	13,995.30		2,462.51	11,532.79
5101E141062DHC03111	SEC 402 PT POLICE TRAFFIC SERV					
		6,288.00	6,288.00		7,860.00	1,572.00-

refer to 1066EICO2

Run Date . . : 1/07/14
 Run Time . . : 10:38:10

STATEMENT OF APPROPRIATIONS, ALLOTMENT, OUTSTANDING ENCUMBRANCE AND EXPENDITURES

Page . . : 3
 Program: PRTAPPN

User ID. . . . : DPWMATAT
 To date. . . . : 12/2013
 Account. . . . : 5101E14106
 Dept/Division :

Exclude Object Codes:

Account Number	Account Name	YTD Allotment	YTD Expenditures	O/S Encumbrance	Available Funds	Unallotted Balance
5101E141062DHC03113	SEC 402 PT POLICE TRAFFIC SERV	2,006.64	2,006.64		1,455.71-	
5101E141062DHC03230	SEC 402 PT POLICE TRAFFIC SERV	1,305.14	1,305.14		1,305.14	
DHC03 PROGRAM TOTALS		Count: 9,599.78	3 11,322.35		1,722.57-	
5101E141062DHN03111	SEC 402 PT-MAP POLICE TRAF SVC	9,432.00	9,432.00		7,231.20	
5101E141062DHN03113	SEC 402 PT-MAP POLICE TRAF SVC	4,154.82	4,154.82		893.11	3,261.71
DHN03 PROGRAM TOTALS		Count: 13,586.82	2 3,093.91		10,492.91	
5101E141062EHC04111	SEC 402 TR - TRAFFIC RECORDS	1,618.42	1,618.42		2,949.60	1,331.18-
5101E141062EHC04113	SEC 402 TR - TRAFFIC RECORDS	304.06	304.06		1,184.58	880.52-
EHC04 PROGRAM TOTALS		Count: 1,922.48	2 4,134.18	<i>ref to 1065 EIC05</i>	2,211.70-	
5101E141062EHN04111	SEC 402 TR-MAP TRAFFIC RECORDS	5,899.20	5,899.20		983.20	4,916.00
5101E141062EHN04113	SEC 402 TR-MAP TRAFFIC RECORDS	2,594.76	2,594.76		394.86	2,199.90
EHN04 PROGRAM TOTALS		Count: 8,493.96	2 1,378.06		7,115.90	
62 DIVISION TOTALS		Count: 142,184.29	37 49,646.98		59,870.33	32,666.98
5101E141065BHC21220	SEC 405B M2TR-OP LOW TRAINING	7,266.48				7,266.48
5101E141065BHC21230	SEC 405B M2TR-OP LOW TRAINING	10,255.00	10,255.00		10,255.00	
5101E141065BHC21250	SEC 405B M2TR-OP LOW TRAINING	100.00	100.00		100.00	
5101E141065BHC21450	SEC 405B M2TR-OP LOW TRAINING	572.01	572.01		572.01	
BHC21 PROGRAM TOTALS		Count: 18,193.49	4 10,927.01		10,927.01	7,266.48
5101E141065BHC22111	SEC 405B M2PE-OP LOW PUBLIC ED	10,690.69	10,690.69		10,323.20	367.49

Run Date . . : 1/07/14 STATEMENT OF APPROPRIATIONS, ALLOTMENT, OUTSTANDING ENCUMBRANCE AND EXPENDITURES
 Run Time . . : 10:38:10

Page . . : 4
 Program: PRTAPPN

User ID. . . . : DPWMATAT
 To date. . . . : 12/2013
 Account. . . . : 5101E14106
 Dept/Division :

Exclude Object Codes:

Account Number	Account Name	YTD Allotment	YTD Expenditures	O/S Encumbrance	Available Funds	Unallotted Balance
5101E141065BHC22113	SEC 405B M2PE-OP LOW PUBLIC ED	3,893.82	3,893.82		236.31-	
5101E141065BHC22230	SEC 405B M2PE-OP LOW PUBLIC ED	21,191.43	21,191.43	13,750.00	7,441.43	
5101E141065BHC22240	SEC 405B M2PE-OP LOW PUBLIC ED	1,409.76	1,409.76		1,409.76	
5101E141065BHC22250	SEC 405B M2PE-OP LOW PUBLIC ED	1,313.00	1,313.00		1,313.00	
BHC22 PROGRAM TOTALS		Count: 5	14,453.33	13,750.00	10,295.37	
		38,498.70				
5101E141065BHC23250	SEC 405B M2CSS-OP LOW PURCHASE	114.63	114.63		114.63	
BHC23 PROGRAM TOTALS		Count: 1			114.63	
		114.63				
5101E141065BPC2A111	SEC 405B M2HVE-OP LOW HVE HPD	1,000.00	1,000.00		1,000.00	
5101E141065BPC2A112	SEC 405B M2HVE-OP LOW HVE HPD	2,426.00	2,426.00		2,426.00	
5101E141065BPC2A113	SEC 405B M2HVE-OP LOW HVE HPD	1,574.00	1,574.00		1,574.00	
BPC2A PROGRAM TOTALS		Count: 3			5,000.00	
		5,000.00				
5101E141065BPC20111	SEC 405B M2HVE-OP LOW HIGH VIS					
5101E141065BPC20112	SEC 405B M2HVE-OP LOW HIGH VIS					
5101E141065BPC20113	SEC 405B M2HVE-OP LOW HIGH VIS					
BPC20 PROGRAM TOTALS		Count: 3				
5101E141065CHC30111	SEC 405C M3DA DATA PROGRAM					
5101E141065CHC30113	SEC 405C M3DA DATA PROGRAM					
5101E141065CHC30230	SEC 405C M3DA DATA PROGRAM				111,612.12	

Run Date . . : 1/07/14
 Run Time . . : 10:38:10

STATEMENT OF APPROPRIATIONS, ALLOTMENT, OUTSTANDING ENCUMBRANCE AND EXPENDITURES

Page . . : 5
 Program: PRTAPPN

User ID : DPWMATAT
 To date : 12/2013
 Account : 5101E14106
 Dept/Division :

Exclude Object Codes:

Account Number	Account Name	YTD Allotment	YTD Expenditures	O/S Encumbrance	Available Funds	Unallotted Balance
CHC30 PROGRAM TOTALS						
111,612.12	Count:	3			111,612.12	
5101E141065EHC43220	SEC 405E M8TR DD TRAFFIC REC	20,000.00	20,000.00		20,000.00	
EHC43 PROGRAM TOTALS						
20,000.00	Count:	1			20,000.00	
5101E141065EIC05111	SEC 402 TR-TRAF REC INF MGT SY		1,327.32		1,327.32-	
5101E141065EIC05113	SEC 402 TR-TRAF REC INF MGT SY		581.87		581.87-	
EIC05 PROGRAM TOTALS						
	Count:	2	1,909.19		1,909.19-	
5101E141065EIN05111	SEC 402 TR-TRAF REC INFO MGMT					
5101E141065EIN05113	SEC 402 TR-TRAF REC INFO MGMT					
EIN05 PROGRAM TOTALS						
	Count:	2				
5101E141065WHC51230	SEC 405 OP K2PM PAID MEDIA	324.00	324.00		324.00	
WHC51 PROGRAM TOTALS						
324.00	Count:	1	324.00		324.00	
65 DIVISION TOTALS						
193,742.94	Count:	25	16,362.52	13,750.00	156,363.94	7,266.48
5101E141066DHC24220	SECTION 405E DD TRAFFIC RECORD	20,000.00	20,000.00	17,078.76	2,921.24	
DHC24 PROGRAM TOTALS						
20,000.00	Count:	1	17,078.76		2,921.24	
5101E141066EIC01111	SEC 402 AL-ALCHL/DRGS CNTRMEAS		5,141.92		5,141.92-	

ENCOS refer to 1062 ECH

Per Grace (DOA) they will remove this per EOA - Mod & JV. 1/10/14 Expenditure to 5101E141065ENC43

Run Date . . : 1/07/14
Run Time . . : 10:38:10

STATEMENT OF APPROPRIATIONS, ALLOTMENT, OUTSTANDING ENCUMBRANCE AND EXPENDITURES

Page . . : 6
Program: PRTAPPN

User ID . . . : DPWMATAT
To date . . . : 12/2013
Account . . . : 5101E14106
Dept/Division :

Exclude Object Codes:

<u>Account Number</u>	<u>Account Name</u>	<u>YTD Allotment</u>	<u>YTD Expenditures</u>	<u>O/S Encumbrance</u>	<u>Available Funds</u>	<u>Unalloted Balance</u>
5101E141066EIC01113	SEC 402 AL-ALCHL/DRGS CNTRMEAS		1,810.14		1,810.14-	
5101E141066EIC01220	SEC 402 AL-ALCHL/DRGS CNTRMEAS					
5101E141066EIC01240	SEC 402 AL-ALCHL/DRGS CNTRMEAS					

EIC01 PROGRAM TOTALS	Count:	4	6,952.06	<i>1062 refer to BHCO1</i>	6,952.06-	
5101E141066EIC02111	SEC 402 OP-OCCUPANT PROT (PI&E)		2,548.32		2,548.32-	
5101E141066EIC02113	SEC 402 OP-OCCUPANT PROT (PI&E)		1,063.12		1,063.12-	

EIC02 PROGRAM TOTALS	Count:	2	3,611.44	<i>1062 refer to CHCO2</i>	3,611.44-	
5101E141066EIC03230	SEC 402 PT - SELECT TRAFF EDUC					

EIC03 PROGRAM TOTALS	Count:	1				
5101E141066EIC19230	SEC 405 OP K2PM - PAID MEDIA					

EIC19 PROGRAM TOTALS	Count:	1				

5101E141066EIC20111	SEC 405 OP-K2 OCCUP PROT INCEN					
5101E141066EIC20113	SEC 405 OP-K2 OCCUP PROT INCEN					
5101E141066EIC20220	SEC 405 OP-K2 OCCUP PROT INCEN					
5101E141066EIC20230	SEC 405 OP-K2 OCCUP PROT INCEN					
5101E141066EIC20240	SEC 405 OP-K2 OCCUP PROT INCEN					
5101E141066EIC20250	SEC 405 OP-K2 OCCUP PROT INCEN					

EIC20 PROGRAM TOTALS	Count:	6				

5101E141066EIC40111	SEC 408 K9-STA TRAF SAF INF SY					

Run Date . : 1/07/14
Run Time . : 10:38:10

STATEMENT OF APPROPRIATIONS, ALLOTMENT, OUTSTANDING ENCUMBRANCE AND EXPENDITURES

Page . : 7
Program: PRTAPPN

User ID. . . . : DPWMATAT
To date. . . . : 12/2013
Account. . . . : 5101E14106
Dept/Division :

Exclude Object Codes:

<u>Account Number</u>	<u>Account Name</u>	<u>YTD Allotment</u>	<u>YTD Expenditures</u>	<u>O/S Encumbrance</u>	<u>Available Funds</u>	<u>Unalloted Balance</u>
5101E141066EIC40113	SEC 408 K9-STA TRAF SAF INF SY					
5101E141066EIC40220	SEC 408 K9-STA TRAF SAF INF SY					
5101E141066EIC40230	SEC 408 K9-STA TRAF SAF INF SY					

EIC40 PROGRAM TOTALS	Count:	4				

5101E141066EIN01111	SEC 402 AL-ALCHL/DRGS CNTRMEAS					
5101E141066EIN01113	SEC 402 AL-ALCHL/DRGS CNTRMEAS					
5101E141066EIN01230	SEC 402 AL-ALCHL/DRGS CNTRMEAS					
5101E141066EIN01240	SEC 402 AL-ALCHL/DRGS CNTRMEAS					
5101E141066EIN01250	SEC 402 AL-ALCHL/DRGS CNTRMEAS					
5101E141066EIN01280	SEC 402 AL-ALCHL/DRGS CNTRMEAS					

EIN01 PROGRAM TOTALS	Count:	6				

5101E141066EIN02111	SEC 402 OP-OCCUPANT PROT(PI&E)					
5101E141066EIN02113	SEC 402 OP-OCCUPANT PROT(PI&E)					

EIN02 PROGRAM TOTALS	Count:	2				

5101E141066EIN03280	SEC 402 PT-SELECTIVE TRAFF EDU					

EIN03 PROGRAM TOTALS	Count:	1				

5101E141066EIN17230	SEC 402 PM - PAID MEDIA					

EIN17 PROGRAM TOTALS	Count:	1				

5101E141066EIN20220	SEC 405 OP-K2 OCCUPANT PROTECT					

Run Date . . : 1/07/14
 Run Time . . : 10:38:10

STATEMENT OF APPROPRIATIONS, ALLOTMENT, OUTSTANDING ENCUMBRANCE AND EXPENDITURES

Page . . : 8
 Program: PRTAPPN

User ID. . . . : DPWMATAT
 To date. . . . : 12/2013
 Account. . . . : 5101E14106
 Dept/Division :

Exclude Object Codes:

<u>Account Number</u>	<u>Account Name</u>	<u>YTD Allotment</u>	<u>YTD Expenditures</u>	<u>O/S Encumbrance</u>	<u>Available Funds</u>	<u>Unalloted Balance</u>
EIN20 PROGRAM TOTALS		Count:	1			

5101E141066PAN06111	SEC 402 PA - PLANNING & ADMIN					
5101E141066PAN06113	SEC 402 PA - PLANNING & ADMIN					
5101E141066PAN06220	SEC 402 PA - PLANNING & ADMIN					
5101E141066PAN06363	SEC 402 PA - PLANNING & ADMIN					

PAN06 PROGRAM TOTALS		Count:	4			

5101E141066UHC52230	SEC 408 K9 DATA PROG INCENTIVE				56,494.96	
	56,494.96	Count:	1			
	56,494.96					
UHC52 PROGRAM TOTALS		Count:	1		56,494.96	

66	DIVISION TOTALS	Count:	35	27,642.26	48,852.70	
	76,494.96					

10	DEPARTMENT TOTALS:	Count:	97	93,651.76	265,086.97	39,933.46
	412,422.19			13,750.00		

E14	APTYP+FY TOTALS:	Count:	97	93,651.76	265,086.97	39,933.46
	412,422.19			13,750.00		

101	FUND TOTALS:	Count:	97	93,651.76	265,086.97	39,933.46
	412,422.19			13,750.00		

FINAL TOTALS		Count:	97	93,651.76	265,086.97	39,933.46
	412,422.19			13,750.00		

Department/Agency Head Certification
as to the accuracy of information contained herein:

CARL V. DOMINGUEZ

Director

**DEPARTMENT OF PUBLIC WORKS
FEDERAL HIGHWAY ADMINISTRATION (FHWA)
FY 2013 4th Quarter Report - As of September 30, 2013**

Project Name	Appropriation	YTD Expenditures	O/S Encumbrances	Available Balance	Description
AS400 Grand Total	136,955,282	51,281,889	48,078,757	37,594,635	
FY06 Compact New Solid Waste LF	(62,039)	0	(62,039)	0	Solid Waste
DOI CIP Project New MSWLF Suppl	(130,536)	0	(130,536)	0	Solid Waste
Compact Impact-School Leaseback Project	(7,100,000)	(7,100,000)	0	0	CIP
Tumon Precinct Facility	(100)	0	(100)	0	CIP
DPW-FHWA Projects	\$ 129,662,607	\$ 44,181,889	\$ 47,886,082	\$ 37,594,635	See Attached AS400 Printouts

**DEPARTMENT OF PUBLIC WORKS
FEDERAL HIGHWAY ADMINISTRATION (FHWA)
FY 2014 1st Quarter Report - As of December 31, 2013**

Project Name	Appropriation	YTD Expenditures	O/S Encumbrances	Available Balance	Description
AS400 Grand Total	84,816,343	371,430	54,573,584	29,871,329	
FY06 Compact New Solid Waste LF	(62,039)	0	(62,039)	0	Solid Waste
DOI CIP Project New MSWLF Suppl	(130,536)	0	(130,536)	0	Solid Waste
Tumon Precinct Facility	(100)	0	(100)	0	CIP
DPW-FHWA Projects	\$ 84,623,668	\$ 371,430	\$ 54,380,910	\$ 29,871,329	See Attached AS400 Printouts

Run Date . . : 1/13/14
 Run Time . . : 8:15:16

STATEMENT OF APPROPRIATIONS, ALLOTMENT, OUTSTANDING ENCUMBRANCE AND EXPENDITURES

Page . . : 1
 Program: PRTAPPN

User ID . . . : DPWUENB
 To date . . . : 9/2013
 Account . . . : 5101F**10
 Dept/Division :

Exclude Object Codes:

Account Number	Account Name	YTD Allotment	YTD Expenditures	O/S Encumbrance	Available Funds	Unallotted Balance
5101F011010IB129230	RT11 COMM PORT CABRAS ISL-0709	1,400,000.00	1,400,000.00	372,373.37	1,027,626.63	

IB129 PROGRAM TOTALS		Count: 1				
		1,400,000.00		372,373.37	1,027,626.63	

10 DIVISION TOTALS		Count: 1				
		1,400,000.00		372,373.37	1,027,626.63	

10 DEPARTMENT TOTALS:		Count: 1				
		1,400,000.00		372,373.37	1,027,626.63	

F01 APTYP+FY TOTALS:		Count: 1				
		1,400,000.00		372,373.37	1,027,626.63	

5101F021068IB154230	ROUTE 17 RECONSTRUCT AND WIDEN	87,085.45	87,085.45		24,614.00	
5101F021068IB154450	ROUTE 17 RECONSTRUCT AND WIDEN					

IB154 PROGRAM TOTALS		Count: 2				
		87,085.45	87,085.45		24,614.00	

5101F021068IB155230	ROUTE 25 RECONSTRUCT/WIDENING	930,956.59	930,956.59	475,267.01		
5101F021068IB155450	ROUTE 25 RECONSTRUCT/WIDENING					

IB155 PROGRAM TOTALS		Count: 2				
		930,956.59	930,956.59	475,267.01		

5101F021068TC142230	ROUTE 4 ROADWAY EMBANKMENT RES	15,000.00	15,000.00	15,000.00		

TC142 PROGRAM TOTALS		Count: 1				
		15,000.00	15,000.00	15,000.00		

5101F021068TC145230	ROUTE 4 PERM RESTOR AS-ALONSO	218,420.00	218,420.00		218,420.00	

TC145 PROGRAM TOTALS		Count: 1				
		218,420.00	218,420.00		218,420.00	

5101F021068TC146230	AGFAYAN BRIDGE TEMP RESTORATN	10,504.59	10,504.59	811.30	9,693.29	

Run Date . : 1/13/14
 Run Time . : 8:15:16

STATEMENT OF APPROPRIATIONS, ALLOTMENT, OUTSTANDING ENCUMBRANCE AND EXPENDITURES

Page . : 2
 Program: PRTAPPN

User ID. . . . : DPWUENB
 To date. . . . : 9/2013
 Account. . . . : 5101F**10
 Dept/Division :

Exclude Object Codes:

<u>Account Number</u>	<u>Account Name</u>	<u>YTD Allotment</u>	<u>YTD Expenditures</u>	<u>O/S Encumbrance</u>	<u>Available Funds</u>	<u>Unallotted Balance</u>
TC146 PROGRAM TOTALS	Count:	1				
10,504.59	10,504.59		811.30	9,693.29		
68 DIVISION TOTALS	Count:	7				
1,261,966.63	1,261,966.63		538,549.76	480,382.87	243,034.00	
10 DEPARTMENT TOTALS:	Count:	7				
1,261,966.63	1,261,966.63		538,549.76	480,382.87	243,034.00	
F02 APTYP+FY TOTALS:	Count:	7				
1,261,966.63	1,261,966.63		538,549.76	480,382.87	243,034.00	

5101F031068IB166230 CHAIN LINK FENCE RESTORATION

IB166 PROGRAM TOTALS **Count:** **1**

5101F031068IB191230 FLH TECHNICAL ASSISTANCE
 91,435.56 91,435.56

91,435.56

IB191 PROGRAM TOTALS **Count:** **1**

91,435.56 91,435.56

91,435.56

5101F031068IB192450 ROUTE 3 RECONSTRC AND WIDENING
 5,500,211.11 5,500,211.11

5,500,211.11

IB192 PROGRAM TOTALS **Count:** **1**

5,500,211.11 5,500,211.11

5,500,211.11

5101F031068PG174111 RT. 4 AS-MISA BRIDGE (TP)

5101F031068PG174112 RT. 4 AS-MISA BRIDGE (TP)

5101F031068PG174113 RT. 4 AS-MISA BRIDGE (TP)

5101F031068PG174230 RT. 4 AS-MISA BRIDGE (TP)
 2,514,023.48 2,514,023.48

102,550.06

21,488.41

2,389,985.01

5101F031068PG174450 RT. 4 AS-MISA BRIDGE (TP)

PG174 PROGRAM TOTALS **Count:** **5**

2,514,023.48 2,514,023.48

102,550.06

21,488.41

2,389,985.01

5101F031068PG176111 RT. 4, AGFAYAN BRIDGE

User ID. . . . : DPWUENB
 To date. . . . : 9/2013
 Account. . . . : 5101F**10
 Dept/Division :

Exclude Object Codes:

<u>Account Number</u>	<u>Account Name</u>	<u>YTD Allotment</u>	<u>YTD Expenditures</u>	<u>O/S Encumbrance</u>	<u>Available Funds</u>	<u>Unallotted Balance</u>
5101F031068PG176112	RT. 4, AGFAYAN BRIDGE					
5101F031068PG176113	RT. 4, AGFAYAN BRIDGE					
5101F031068PG176230	RT. 4, AGFAYAN BRIDGE					
	4,658,614.13	4,658,614.13		4,658,614.13		
5101F031068PG176450	RT. 4, AGFAYAN BRIDGE					
PG176 PROGRAM TOTALS		Count:	5			
	4,658,614.13	4,658,614.13		4,658,614.13		
5101F031068PG177111	RT. 4, AJAYAN BRIDGE TP					
5101F031068PG177112	RT. 4, AJAYAN BRIDGE TP					
5101F031068PG177113	RT. 4, AJAYAN BRIDGE TP					
5101F031068PG177230	RT. 4, AJAYAN BRIDGE TP					
	274,280.07	274,280.07		235,864.45	38,415.62	
5101F031068PG177450	RT. 4, AJAYAN BRIDGE TP					
PG177 PROGRAM TOTALS		Count:	5			
	274,280.07	274,280.07		235,864.45	38,415.62	
5101F031068PG181111	RT6A, MURRAY SCOUR PERMNT TP					
5101F031068PG181112	RT6A, MURRAY SCOUR PERMNT TP					
5101F031068PG181113	RT6A, MURRAY SCOUR PERMNT TP					
5101F031068PG181230	RT6A, MURRAY SCOUR PERMNT TP					
	466,218.28	466,218.28	377,783.83	58,434.74	29,999.71	
5101F031068PG181450	RT6A, MURRAY SCOUR PERMNT TP					
PG181 PROGRAM TOTALS		Count:	5			
	466,218.28	466,218.28	377,783.83	58,434.74	29,999.71	
68	DIVISION TOTALS	Count:	23			
	13,504,782.63	13,504,782.63	480,333.89	10,566,048.40	2,458,400.34	
10	DEPARTMENT TOTALS:	Count:	23			
	13,504,782.63	13,504,782.63	480,333.89	10,566,048.40	2,458,400.34	
F03	APTY+FY TOTALS:	Count:	23			
	13,504,782.63	13,504,782.63	480,333.89	10,566,048.40	2,458,400.34	

Run Date . . : 1/13/14
 Run Time . . : 8:15:16

STATEMENT OF APPROPRIATIONS, ALLOTMENT, OUTSTANDING ENCUMBRANCE AND EXPENDITURES

Page . . : 4
 Program: PRTAPPN

User ID. . . . : DPWUENB
 To date. . . . : 9/2013
 Account. . . . : 5101F**10
 Dept/Division :

Exclude Object Codes:

<u>Account Number</u>	<u>Account Name</u>	<u>YTD Allotment</u>	<u>YTD Expenditures</u>	<u>O/S Encumbrance</u>	<u>Available Funds</u>	<u>Unalloted Balance</u>
5101F041068IB111230	RTE 10A PORTION REHAB	348,464.48	40,221.41	286,015.34	22,227.73	
IB111 PROGRAM TOTALS	Count: 1	348,464.48	40,221.41	286,015.34	22,227.73	
5101F041068IB112230	RTE 5 & RTE 12 PORTION RECON	25,158.35			25,158.35	
IB112 PROGRAM TOTALS	Count: 1	25,158.35			25,158.35	
5101F041068IB116230	RTE 14B RECON/WIDEN DESIGN	393,112.57	199,057.18	144,055.39	50,000.00	
IB116 PROGRAM TOTALS	Count: 1	393,112.57	199,057.18	144,055.39	50,000.00	
5101F041068IB167230	ISWIDE HWY HAZARD ELIM					
5101F041068IB167450	ISWIDE HWY HAZARD ELIM	1,159,409.31			1,159,409.31	
IB167 PROGRAM TOTALS	Count: 2	1,159,409.31			1,159,409.31	
68 DIVISION TOTALS	Count: 5	1,926,144.71	239,278.59	430,070.73	1,256,795.39	
5101F041098PA109111	RECRUIT ENGINEERING PERSONNEL	304,059.94	185,894.51		118,165.43	
5101F041098PA109112	RECRUIT ENGINEERING PERSONNEL					
5101F041098PA109113	RECRUIT ENGINEERING PERSONNEL	197,378.80	80,335.68		117,043.12	
5101F041098PA109220	RECRUIT ENGINEERING PERSONNEL	22,000.00	4,252.26	1,130.00	16,617.74	
5101F041098PA109230	RECRUIT ENGINEERING PERSONNEL	84,526.64	21,760.62	34,021.10	28,744.92	
5101F041098PA109240	RECRUIT ENGINEERING PERSONNEL	5,752.37		5,752.37		
5101F041098PA109250	RECRUIT ENGINEERING PERSONNEL	11,350.00		6,252.00	5,098.00	

Run Date . . : 1/13/14
 Run Time . . : 8:15:16

STATEMENT OF APPROPRIATIONS, ALLOTMENT, OUTSTANDING ENCUMBRANCE AND EXPENDITURES

Page . . : 5
 Program: PRTAPPN

User ID. . . . : DPWUENB
 To date. . . . : 9/2013
 Account. . . . : 5101F**10
 Dept/Division :

Exclude Object Codes:

<u>Account Number</u>	<u>Account Name</u>	<u>YTD Allotment</u>	<u>YTD Expenditures</u>	<u>O/S Encumbrance</u>	<u>Available Funds</u>	<u>Unalloted Balance</u>
PA109 PROGRAM TOTALS	Count:	7				
625,067.75	625,067.75	292,243.07	47,155.47	285,669.21		
98 DIVISION TOTALS	Count:	7				
625,067.75	625,067.75	292,243.07	47,155.47	285,669.21		
10 DEPARTMENT TOTALS:	Count:	12				
2,551,212.46	2,551,212.46	531,521.66	477,226.20	1,542,464.60		
F04 APTYP+FY TOTALS:	Count:	12				
2,551,212.46	2,551,212.46	531,521.66	477,226.20	1,542,464.60		
5101F051068IB101230	RTE8/10/16 TRAFFIC INSTALP PRJ					
2,035,846.83	2,035,846.83	1,188,366.40	481,281.78	366,198.65		
IB101 PROGRAM TOTALS	Count:	1				
2,035,846.83	2,035,846.83	1,188,366.40	481,281.78	366,198.65		
5101F051068IB103230	RTE27 FINEGAYAN RECONS RT 1-16					
1,768,318.33	1,768,318.33	133,380.96	222,044.58	1,412,892.79		
IB103 PROGRAM TOTALS	Count:	1				
1,768,318.33	1,768,318.33	133,380.96	222,044.58	1,412,892.79		
5101F051068IB104230	RTE29 RECONS&WIDENING RTE 1-15					
350,267.10	350,267.10		230,267.10	120,000.00		
IB104 PROGRAM TOTALS	Count:	1				
350,267.10	350,267.10		230,267.10	120,000.00		
5101F051068IB105230	TRAFFIC SIG SYS UPGRADE ISWIDE					
236,296.31	236,296.31		183,296.31	53,000.00		
IB105 PROGRAM TOTALS	Count:	1				
236,296.31	236,296.31		183,296.31	53,000.00		
5101F051068IB110230	RTE26 MACHECHE RECON/WIDENING					
447,759.80	447,759.80	20,259.80	147,500.00	280,000.00		
IB110 PROGRAM TOTALS	Count:	1				
447,759.80	447,759.80	20,259.80	147,500.00	280,000.00		
5101F051068IB118363	COMPLETION TRAFFIC MGMT CENTER					
666.73	666.73		666.73			

Run Date . . : 1/13/14
 Run Time . . : 8:15:16

STATEMENT OF APPROPRIATIONS, ALLOTMENT, OUTSTANDING ENCUMBRANCE AND EXPENDITURES

Page . . : 6
 Program: PRTAPPN

User ID . . . : DPWUENB
 To date . . . : 9/2013
 Account . . . : 5101F**10
 Dept/Division :

Exclude Object Codes:

<u>Account Number</u>	<u>Account Name</u>	<u>YTD Allotment</u>	<u>YTD Expenditures</u>	<u>O/S Encumbrance</u>	<u>Available Funds</u>	<u>Unallotted Balance</u>
<hr/>						
IB118 PROGRAM TOTALS	Count:	1				
666.73	666.73			666.73		
<hr/>						
5101F051068IB121220	HIGHWAY PLANNING TECH TRANSFER					
5101F051068IB121230	HIGHWAY PLANNING TECH TRANSFER					
28,703.91	28,703.91			28,602.40	101.51	
5101F051068IB121250	HIGHWAY PLANNING TECH TRANSFER					
417.00	417.00				417.00	
5101F051068IB121363	HIGHWAY PLANNING TECH TRANSFER					
10,922.04	10,922.04			10,917.48	4.56	
5101F051068IB121450	HIGHWAY PLANNING TECH TRANSFER					
<hr/>						
IB121 PROGRAM TOTALS	Count:	5				
40,042.95	40,042.95			39,519.88	523.07	
<hr/>						
5101F051068IB122111	HWY PLANNING TECH TRNSFR/TRNG					
200,632.00	200,632.00				200,632.00	
5101F051068IB122113	HWY PLANNING TECH TRNSFR/TRNG					
89,835.00	89,835.00				89,835.00	
5101F051068IB122220	HWY PLANNING TECH TRNSFR/TRNG					
30,788.38	30,788.38	17,682.78			13,105.60	
5101F051068IB122230	HWY PLANNING TECH TRNSFR/TRNG					
425,814.40	425,814.40	35,455.00		39,826.40	350,533.00	
5101F051068IB122231	HWY PLANNING TECH TRNSFR/TRNG					
5101F051068IB122250	HWY PLANNING TECH TRNSFR/TRNG					
15,209.28	15,209.28			15,098.52	110.76	
5101F051068IB122280	HWY PLANNING TECH TRNSFR/TRNG					
6,541.16	6,541.16	2,058.62		4,482.54		
5101F051068IB122363	HWY PLANNING TECH TRNSFR/TRNG					
78,719.00	78,719.00	5,888.37		2,056.70	70,773.93	
<hr/>						
IB122 PROGRAM TOTALS	Count:	8				
847,539.22	847,539.22	61,084.77		61,464.16	724,990.29	
<hr/>						
5101F051068IB123230	PIGUA BRIDGE REPLACEMENT					
321,508.76	321,508.76	122,594.72		82,360.02	116,554.02	
<hr/>						
IB123 PROGRAM TOTALS	Count:	1				
321,508.76	321,508.76	122,594.72		82,360.02	116,554.02	
<hr/>						
5101F051068IB124230	BILE BRIDGE REPLACEMENT					
400,000.00	400,000.00	221,527.00			178,473.00	

Run Date . : 1/13/14
 Run Time . : 8:15:16

STATEMENT OF APPROPRIATIONS, ALLOTMENT, OUTSTANDING ENCUMBRANCE AND EXPENDITURES

Page . : 7
 Program: PRTAPPN

User ID . . . : DPWUENB
 To date . . . : 9/2013
 Account . . . : 5101F**10
 Dept/Division :

Exclude Object Codes:

<u>Account Number</u>	<u>Account Name</u>	<u>YTD Allotment</u>	<u>YTD Expenditures</u>	<u>O/S Encumbrance</u>	<u>Available Funds</u>	<u>Unallotted Balance</u>
IB124 PROGRAM TOTALS	Count:	1				
400,000.00	400,000.00		221,527.00		178,473.00	
68 DIVISION TOTALS	Count:	21				
6,448,246.03	6,448,246.03		1,747,213.65	1,448,400.56	3,252,631.82	
10 DEPARTMENT TOTALS:	Count:	21				
6,448,246.03	6,448,246.03		1,747,213.65	1,448,400.56	3,252,631.82	
F05 APTYP+FY TOTALS:	Count:	21				
6,448,246.03	6,448,246.03		1,747,213.65	1,448,400.56	3,252,631.82	
✓ 5101F061000IB113230	FY06 COMPAC NEW SOLID WASTE LF					
62,038.79	62,038.79			62,038.79		
IB113 PROGRAM TOTALS	Count:	1				
62,038.79	62,038.79			62,038.79		
00 DIVISION TOTALS	Count:	1				
62,038.79	62,038.79			62,038.79		
5101F061068IB106230	ISLANDWIDE PROG MGMT SERVICES					
7,586,633.10	7,586,633.10		4,720,495.62	1,987,481.68	878,655.80	
5101F061068IB106450	ISLANDWIDE PROG MGMT SERVICES					
IB106 PROGRAM TOTALS	Count:	2				
7,586,633.10	7,586,633.10		4,720,495.62	1,987,481.68	878,655.80	
5101F061068IB110230	PIGUA/BILE BRIDGE REPLACEMENT					
885.10	885.10			885.10		
5101F061068IB110240	PIGUA/BILE BRIDGE REPLACEMENT					
4,486.82	4,486.82			4,486.82		
IB110 PROGRAM TOTALS	Count:	2				
5,371.92	5,371.92			5,371.92		
5101F061068IB112230	SAFETY IMPROVE PROJ ZONE SIGNS					
5101F061068IB112450	SAFETY IMPROVE PROJ ZONE SIGNS					
66,962.00	66,962.00			49,282.00	17,680.00	
IB112 PROGRAM TOTALS	Count:	2				
66,962.00	66,962.00			49,282.00	17,680.00	

Run Date . . : 1/13/14
 Run Time . . : 8:15:16

STATEMENT OF APPROPRIATIONS, ALLOTMENT, OUTSTANDING ENCUMBRANCE AND EXPENDITURES

Page . . : 8
 Program: PRTAPPN

User ID. . . . : DPWUENB
 To date. . . . : 9/2013
 Account. . . . : 5101F**10
 Dept/Division :

Exclude Object Codes:

Account Number	Account Name	YTD Allotment	YTD Expenditures	O/S Encumbrance	Available Funds	Unalloted Balance
68	DIVISION TOTALS	Count:	6			
7,658,967.02	7,658,967.02		4,720,495.62	2,042,135.60	896,335.80	
10	DEPARTMENT TOTALS:	Count:	7			
7,721,005.81	7,721,005.81		4,720,495.62	2,104,174.39	896,335.80	
F06	APTYP+FY TOTALS:	Count:	7			
7,721,005.81	7,721,005.81		4,720,495.62	2,104,174.39	896,335.80	
✓ 5101F071000IB113230	DOI CIP PROJ NEW MSWLF SUPPL					
130,535.55	130,535.55			130,535.55		
IB113	PROGRAM TOTALS	Count:	1			
130,535.55	130,535.55			130,535.55		
00	DIVISION TOTALS	Count:	1			
130,535.55	130,535.55			130,535.55		
10	DEPARTMENT TOTALS:	Count:	1			
130,535.55	130,535.55			130,535.55		
F07	APTYP+FY TOTALS:	Count:	1			
130,535.55	130,535.55			130,535.55		
5101F081000IB112230	DOI CIP NORTH TRSFR STA PHASE1					
IB112	PROGRAM TOTALS	Count:	1			
5101F081000IB113230	DOI CIP PRJ-NEW MSWLF SUPPLMNT					
IB113	PROGRAM TOTALS	Count:	1			
00	DIVISION TOTALS	Count:	2			
5101F081068IB104230	RT 4 YLIG BRIDGE TEMP REPAIR					
11,927.45	11,927.45				11,927.45	
IB104	PROGRAM TOTALS	Count:	1			
11,927.45	11,927.45				11,927.45	
5101F081068IB105230	RT4 YLIG BRIDGE YONA STEEL PLT					
20,000.00	20,000.00				20,000.00	

Run Date . : 1/13/14
 Run Time . : 8:15:16

STATEMENT OF APPROPRIATIONS, ALLOTMENT, OUTSTANDING ENCUMBRANCE AND EXPENDITURES

Page . : 9
 Program: PRTAPPN

User ID. . . . : DPWUENB
 To date. . . . : 9/2013
 Account. . . . : 5101F**10
 Dept/Division :

Exclude Object Codes:

<u>Account Number</u>	<u>Account Name</u>				
<u>Tot Appropriation</u>	<u>YTD Allotment</u>	<u>YTD Expenditures</u>	<u>O/S Encumbrance</u>	<u>Available Funds</u>	<u>Unalloted Balance</u>

IB105 PROGRAM TOTALS	Count:	1			
20,000.00	20,000.00			20,000.00	

5101F081068IB106111	ROUTE 1 U-TURN RECONS TAMUNING				
5101F081068IB106112	ROUTE 1 U-TURN RECONS TAMUNING				
5101F081068IB106113	ROUTE 1 U-TURN RECONS TAMUNING				
5101F081068IB106230	ROUTE 1 U-TURN RECONS TAMUNING				
125,474.96					125,474.96

IB106 PROGRAM TOTALS	Count:	4			
125,474.96					125,474.96

5101F081068IB107111	OKKODO SCHOOL TRAFFIC SIGNAL				
5101F081068IB107112	OKKODO SCHOOL TRAFFIC SIGNAL				
5101F081068IB107113	OKKODO SCHOOL TRAFFIC SIGNAL				
5101F081068IB107230	OKKODO SCHOOL TRAFFIC SIGNAL				
20,589.00					20,589.00

IB107 PROGRAM TOTALS	Count:	4			
20,589.00					20,589.00

5101F081068IB108450	RTE 1 SKATE PRK PED BARR SIGNL				
100,169.28	100,169.28			100,169.28	

IB108 PROGRAM TOTALS	Count:	1			
100,169.28	100,169.28			100,169.28	

5101F081068IB109450	RTE15 RESTORE RDWY CONCRTE GUT				
195,094.65					195,094.65

IB109 PROGRAM TOTALS	Count:	1			
195,094.65					195,094.65

5101F081068IB110230	ISLANDWIDE LED SIGNAL UPGRADE				

IB110 PROGRAM TOTALS	Count:	1			

Run Date . : 1/13/14
 Run Time . : 8:15:16

STATEMENT OF APPROPRIATIONS, ALLOTMENT, OUTSTANDING ENCUMBRANCE AND EXPENDITURES

Page . : 10
 Program: PRTAPPN

User ID. . . . : DPWUENB
 To date. . . . : 9/2013
 Account. . . . : 5101F**10
 Dept/Division :

Exclude Object Codes:

Account Number	Account Name	YTD Allotment	YTD Expenditures	O/S Encumbrance	Available Funds	Unallotted Balance
68	DIVISION TOTALS	Count:	13			
	473,255.34	132,096.73			132,096.73	341,158.61
10	DEPARTMENT TOTALS:	Count:	15			
	473,255.34	132,096.73			132,096.73	341,158.61
F08	APTYP+FY TOTALS:	Count:	15			
	473,255.34	132,096.73			132,096.73	341,158.61

5101F091000IB111230 COMP IMP SCHOOL LEASEBACK PROJ

IB111 PROGRAM TOTALS Count: 1

00 DIVISION TOTALS Count: 1

5101F091068AR112230 ARRA-MASSO RIVER BDGE EMBKMNT

AR112 PROGRAM TOTALS Count: 1

5101F091068AR113230 ARRA RT2 CUVLERTS & CETTI BAY

.20 .20 .20

AR113 PROGRAM TOTALS Count: 1

.20 .20 .20

5101F091068AR114230 ARRA RTE17 RESURF & WIDENING

1,081,005.29 1,081,005.29 854,794.00 226,211.29

AR114 PROGRAM TOTALS Count: 1

1,081,005.29 1,081,005.29 854,794.00 226,211.29

5101F091068AR116230 ARRA RT 4 PAGOBAY TALAFOFO BAY

2,654,562.38 2,654,562.38 2,654,562.38

AR116 PROGRAM TOTALS Count: 1

2,654,562.38 2,654,562.38 2,654,562.38

5101F091068AR155230 ARRA-RTE 25 RECSTR & WIDENING

163,099.00 163,099.00 163,099.00

Run Date . . : 1/13/14
 Run Time . . : 8:15:16

STATEMENT OF APPROPRIATIONS, ALLOTMENT, OUTSTANDING ENCUMBRANCE AND EXPENDITURES

Page . . : 11
 Program: PRTAPPN

User ID. . . . : DPWUENB
 To date. . . . : 9/2013
 Account. . . . : 5101F**10
 Dept/Division :

Exclude Object Codes:

<u>Account Number</u>	<u>Account Name</u>	<u>YTD Allotment</u>	<u>YTD Expenditures</u>	<u>O/S Encumbrance</u>	<u>Available Funds</u>	<u>Unalloted Balance</u>
<hr/>						
AR155 PROGRAM TOTALS	Count:	1				
163,099.00	163,099.00	163,099.00				
<hr/>						
5101F091068IB101230	RTE3A; JINAPSAN PROP COORD MTG					57,212.08
	57,212.08					
<hr/>						
IB101 PROGRAM TOTALS	Count:	1				57,212.08
57,212.08						
<hr/>						
5101F091068IB102111	ISLDWIDE PVMNT MRKNG IMPRVMNT					
5101F091068IB102112	ISLDWIDE PVMNT MRKNG IMPRVMNT					
5101F091068IB102113	ISLDWIDE PVMNT MRKNG IMPRVMNT					
5101F091068IB102450	ISLDWIDE PVMNT MRKNG IMPRVMNT				243,623.30	
	243,623.30	243,623.30				
<hr/>						
IB102 PROGRAM TOTALS	Count:	4			243,623.30	
243,623.30	243,623.30					
<hr/>						
5101F091068IB103111	RTE 4 RESURFACING TO RTE 10					
5101F091068IB103112	RTE 4 RESURFACING TO RTE 10					
5101F091068IB103113	RTE 4 RESURFACING TO RTE 10					
5101F091068IB103230	RTE 4 RESURFACING TO RTE 10					
5101F091068IB103450	RTE 4 RESURFACING TO RTE 10					
	8,073,984.06	8,073,984.06	5,557,352.22	2,257,411.37	259,220.47	
<hr/>						
IB103 PROGRAM TOTALS	Count:	5			259,220.47	
8,073,984.06	8,073,984.06	5,557,352.22	2,257,411.37	259,220.47		
<hr/>						
5101F091068IB104111	LEGAL SERVICES-DIRECT COST HWY					
	249,730.99	249,730.99			223,984.44	
5101F091068IB104113	LEGAL SERVICES-DIRECT COST HWY					
	56,168.75	56,168.75			10,009.87	
5101F091068IB104230	LEGAL SERVICES-DIRECT COST HWY					
	784.00	784.00			784.00	
5101F091068IB104240	LEGAL SERVICES-DIRECT COST HWY					

Run Date . : 1/13/14
 Run Time . : 8:15:16

STATEMENT OF APPROPRIATIONS, ALLOTMENT, OUTSTANDING ENCUMBRANCE AND EXPENDITURES

Page . : 12
 Program: PRTAPPN

User ID. . . . : DPWUENB
 To date. . . . : 9/2013
 Account. . . . : 5101F**10
 Dept/Division :

Exclude Object Codes:

<u>Account Number</u>	<u>Account Name</u>				
<u>Tot Appropriation</u>	<u>YTD Allotment</u>	<u>YTD Expenditures</u>	<u>O/S Encumbrance</u>	<u>Available Funds</u>	<u>Unallotted Balance</u>
<hr/>					
IB104 PROGRAM TOTALS	Count:	4			
306,683.74	306,683.74	35,756.42		270,927.32	
<hr/>					
5101F091068IB105230 RT4 YLIG BRIDGE PHSE 1 REPLACE					
3,966,880.07	3,966,880.07	803,221.76	2,906,686.86	256,971.45	
<hr/>					
IB105 PROGRAM TOTALS	Count:	1			
3,966,880.07	3,966,880.07	803,221.76	2,906,686.86	256,971.45	
<hr/>					
5101F091068IB106230 NORTH GUAM SIGNALIZATION PROJ					
94,003.02	94,003.02		94,003.02		
5101F091068IB106450 NORTH GUAM SIGNALIZATION PROJ					
<hr/>					
IB106 PROGRAM TOTALS	Count:	2			
94,003.02	94,003.02		94,003.02		
<hr/>					
5101F091068IB107230 RT.16,GMF GNG INTERSECTION					
211,177.08	211,177.08	148,893.65		62,283.43	
<hr/>					
IB107 PROGRAM TOTALS	Count:	1			
211,177.08	211,177.08	148,893.65		62,283.43	
<hr/>					
5101F091068IB108230 TRAFFIC SGNL: GPS CLOCKS/LOOPS					
1,020.00	1,020.00			1,020.00	
<hr/>					
IB108 PROGRAM TOTALS	Count:	1			
1,020.00	1,020.00			1,020.00	
<hr/>					
5101F091068IB109230 RT 11 SHORE PROTECTION CABRAS					
287,029.42	287,029.42	152,981.79	134,047.63		
<hr/>					
IB109 PROGRAM TOTALS	Count:	1			
287,029.42	287,029.42	152,981.79	134,047.63		
<hr/>					
5101F091068IB110230 ROUTE 2 TEMP TRAFFIC CONTROL					
36,000.00	36,000.00			36,000.00	
<hr/>					
IB110 PROGRAM TOTALS	Count:	1			
36,000.00	36,000.00			36,000.00	
<hr/>					
5101F091068IB111230 RT 15 RESTORATION					
512,591.49	512,591.49	61,706.68	128,500.00	322,384.81	

Run Date . : 1/13/14
 Run Time . : 8:15:16

STATEMENT OF APPROPRIATIONS, ALLOTMENT, OUTSTANDING ENCUMBRANCE AND EXPENDITURES

Page . : 13
 Program: PRTAPPN

User ID. . . . : DPWUENB
 To date. . . . : 9/2013
 Account. . . . : 5101F**10
 Dept/Division :

Exclude Object Codes:

<u>Account Number</u>	<u>Account Name</u>				
<u>Tot Appropriation</u>	<u>YTD Allotment</u>	<u>YTD Expenditures</u>	<u>O/S Encumbrance</u>	<u>Available Funds</u>	<u>Unallotted Balance</u>

IB111 PROGRAM TOTALS	Count:	1			
512,591.49	512,591.49	61,706.68	128,500.00	322,384.81	

5101F091068IB112230 MASSO RIVER BRDGE EMBKMT RESTR					

IB112 PROGRAM TOTALS	Count:	1			

5101F091068IB113230 RECONSTR/REHAB RTE 2 CULVERTS					
189,872.84	189,872.84			189,872.84	

IB113 PROGRAM TOTALS	Count:	1			
189,872.84	189,872.84			189,872.84	

5101F091068IB114230 RTE17 RESURFACING & WIDENING					
2,094,293.97	2,094,293.97	653,546.88	1,177,457.90	263,289.19	

IB114 PROGRAM TOTALS	Count:	1			
2,094,293.97	2,094,293.97	653,546.88	1,177,457.90	263,289.19	

5101F091068IB116230 ROUTE 4 PAGO BAY-TALOFOFO BAY					
1,438,090.55	1,438,090.55	1,001,591.05	426,719.65	9,779.85	

IB116 PROGRAM TOTALS	Count:	1			
1,438,090.55	1,438,090.55	1,001,591.05	426,719.65	9,779.85	

5101F091068IB117230 RT.14 RESURFACING (RT1-ARCHBIS)					

IB117 PROGRAM TOTALS	Count:	1			

5101F091068IB118230 TECH SUP.SER. CONST.MNGMNT INS					
387,150.03	387,150.03	151,836.73	235,313.30		

IB118 PROGRAM TOTALS	Count:	1			
387,150.03	387,150.03	151,836.73	235,313.30		

5101F091068IB119230 TECH SUP.SER. ROADWAY & BRIDGE					
569,296.20	569,296.20	100,911.91	468,384.29		

Run Date . . : 1/13/14
 Run Time . . : 8:15:16

STATEMENT OF APPROPRIATIONS, ALLOTMENT, OUTSTANDING ENCUMBRANCE AND EXPENDITURES

Page . . : 14
 Program: PRTAPPN

User ID. . . . : DPWUENB
 To date. . . . : 9/2013
 Account. . . . : 5101F**10
 Dept/Division :

Exclude Object Codes:

<u>Account Number</u>	<u>Account Name</u>	<u>YTD Allotment</u>	<u>YTD Expenditures</u>	<u>O/S Encumbrance</u>	<u>Available Funds</u>	<u>Unallotted Balance</u>
IB119	PROGRAM TOTALS	Count:	1			
	569,296.20	569,296.20	100,911.91	468,384.29		
68	DIVISION TOTALS	Count:	34			
	22,367,574.72	22,310,362.64	12,340,254.47	8,054,735.31	1,915,372.86	57,212.08
10	DEPARTMENT TOTALS:	Count:	35			
	22,367,574.72	22,310,362.64	12,340,254.47	8,054,735.31	1,915,372.86	57,212.08
F09	APYYP+FY TOTALS:	Count:	35			
	22,367,574.72	22,310,362.64	12,340,254.47	8,054,735.31	1,915,372.86	57,212.08

5101F101000IB111290 COMP IMP-SCHOOL LEASEBACK PROJ

IB111	PROGRAM TOTALS	Count:	1			
00	DIVISION TOTALS	Count:	1			

5101F101068AR002230	GTP - PAC ISLD TRNG CTR (ARRA)					
	365,179.93	365,179.93	173,740.80	191,439.13		
AR002	PROGRAM TOTALS	Count:	1			
	365,179.93	365,179.93	173,740.80	191,439.13		

5101F101068AR112230	GUAM TRANSP TRAINING PRG(ARRA)					
	190,057.17	190,057.17	190,056.97	.20		
AR112	PROGRAM TOTALS	Count:	1			
	190,057.17	190,057.17	190,056.97	.20		

5101F101068IB001230	TALEYFAK SPANISH BRDGE RESTORE					
	141,361.04	141,361.04	119,026.45	22,334.59		
IB001	PROGRAM TOTALS	Count:	1			
	141,361.04	141,361.04	119,026.45	22,334.59		

5101F101068IB102230	TECH SUPPRT GEOTECH ENGINEERNG					
IB102	PROGRAM TOTALS	Count:	1			

5101F101068IB103230	TECH SUPPORT QUALITY ASSURANCE					
	694,862.42	694,862.42	249,968.26	400,696.36	44,197.80	

Run Date . : 1/13/14
 Run Time . : 8:15:16

STATEMENT OF APPROPRIATIONS, ALLOTMENT, OUTSTANDING ENCUMBRANCE AND EXPENDITURES

Page . : 15
 Program: PRTAPPN

User ID. . . . : DPWUENB
 To date. . . . : 9/2013
 Account. . . . : 5101F**10
 Dept/Division :

Exclude Object Codes:

<u>Account Number</u>	<u>Account Name</u>	<u>YTD Allotment</u>	<u>YTD Expenditures</u>	<u>O/S Encumbrance</u>	<u>Available Funds</u>	<u>Unallotted Balance</u>
IB103 PROGRAM TOTALS	Count:	1				
694,862.42	694,862.42		249,968.26	400,696.36	44,197.80	
5101F101068IB104230	ARCHAEOLOGICAL SUPPORT-PROF SVC					
2,691,732.05	2,691,732.05		318,676.15	830,668.00	1,542,387.90	
IB104 PROGRAM TOTALS	Count:	1				
2,691,732.05	2,691,732.05		318,676.15	830,668.00	1,542,387.90	
5101F101068IB105230	RT 7A PAVEMENT REHAB & SAFETY					
2,391,189.53	2,391,189.53		2,260,645.96		130,543.57	
IB105 PROGRAM TOTALS	Count:	1				
2,391,189.53	2,391,189.53		2,260,645.96		130,543.57	
5101F101068IB106230	ISLANDWDE PROF CONSTRUCTN MGMT					
5,411,736.88	5,411,736.88		3,692,973.16	967,733.56	751,030.16	
IB106 PROGRAM TOTALS	Count:	1				
5,411,736.88	5,411,736.88		3,692,973.16	967,733.56	751,030.16	
68 DIVISION TOTALS	Count:	8				
11,886,119.02	11,886,119.02		7,005,087.75	2,412,871.84	2,468,159.43	
10 DEPARTMENT TOTALS:	Count:	9				
11,886,119.02	11,886,119.02		7,005,087.75	2,412,871.84	2,468,159.43	
F10 APTYP+FY TOTALS:	Count:	9				
11,886,119.02	11,886,119.02		7,005,087.75	2,412,871.84	2,468,159.43	
5101F111068DR102230	RT 3 FROM RT 28 CHALAN KARETA					
2,057,100.37	2,057,100.37			2,057,100.37		
DR102 PROGRAM TOTALS	Count:	1				
2,057,100.37	2,057,100.37			2,057,100.37		
5101F111068DR103230	PROF ENGINEERING SERV RT1 & 3					
511,478.00	511,478.00			511,478.00		
DR103 PROGRAM TOTALS	Count:	1				
511,478.00	511,478.00			511,478.00		
5101F111068DR108230	RTE11,RTE01 TO PAG/TRUCK ENFR					
10,738,331.50	10,738,331.50		10,139,077.92	205,137.19	394,116.39	

Run Date . : 1/13/14
 Run Time . : 8:15:16

STATEMENT OF APPROPRIATIONS, ALLOTMENT, OUTSTANDING ENCUMBRANCE AND EXPENDITURES

Page . : 16
 Program: PRTAPPN

User ID. . . . : DPWUENB
 To date. . . . : 9/2013
 Account. . . . : 5101F**10
 Dept/Division :

Exclude Object Codes:

<u>Account Number</u>	<u>Account Name</u>	<u>YTD Allotment</u>	<u>YTD Expenditures</u>	<u>O/S Encumbrance</u>	<u>Available Funds</u>	<u>Unallotted Balance</u>
<hr/>						
DR108 PROGRAM TOTALS	Count:	1				
10,738,331.50	10,738,331.50		10,139,077.92	205,137.19	394,116.39	
<hr/>						
5101F111068DR120230	RT 1, RT 8 /RT1 AGANA BRIDGE					
8,273,293.05	8,273,293.05		3,078,227.48	4,759,764.58	435,300.99	
<hr/>						
DR120 PROGRAM TOTALS	Count:	1				
8,273,293.05	8,273,293.05		3,078,227.48	4,759,764.58	435,300.99	
<hr/>						
5101F111068IB10A230	RIGHT OF WAY ACQUIS & RELOCATN					
100,000.00	100,000.00			100,000.00		
<hr/>						
IB10A PROGRAM TOTALS	Count:	1				
100,000.00	100,000.00			100,000.00		
<hr/>						
5101F111068IB101230	RTE 4 TALOF/TOGCHA BRDGE REHAB					
563,176.43	563,176.43		563,176.43			
<hr/>						
IB101 PROGRAM TOTALS	Count:	1				
563,176.43	563,176.43		563,176.43			
<hr/>						
5101F111068IB104230	APPRAISAL SERVICES (IDIQ)					
126,000.00	126,000.00		33,000.00	93,000.00		
<hr/>						
IB104 PROGRAM TOTALS	Count:	1				
126,000.00	126,000.00		33,000.00	93,000.00		
<hr/>						
5101F111068IB105230	PROF ENGINEERING SERV BRIDGE					
136,865.50	136,865.50			136,865.50		
<hr/>						
IB105 PROGRAM TOTALS	Count:	1				
136,865.50	136,865.50			136,865.50		
<hr/>						
5101F111068IB107230	ALPACHO BRIDGE REPLACMENT PROJ					
146,233.62	146,233.62			146,233.62		
<hr/>						
IB107 PROGRAM TOTALS	Count:	1				
146,233.62	146,233.62			146,233.62		
<hr/>						
5101F111068IB109230	RT 11,RT 1 TP PAG TRUCK ENF					
1,161,659.32	1,161,659.32		1,054,631.09	12,500.00	94,528.23	

Run Date . : 1/13/14
 Run Time . : 8:15:16

STATEMENT OF APPROPRIATIONS, ALLOTMENT, OUTSTANDING ENCUMBRANCE AND EXPENDITURES

Page . : 17
 Program: PRTAPPN

User ID . . . : DPWUENB
 To date . . . : 9/2013
 Account . . . : 5101F**10
 Dept/Division :

Exclude Object Codes:

<u>Account Number</u>	<u>Account Name</u>	<u>YTD Allotment</u>	<u>YTD Expenditures</u>	<u>O/S Encumbrance</u>	<u>Available Funds</u>	<u>Unallotted Balance</u>
IB109 PROGRAM TOTALS	Count:	1				
1,161,659.32	1,161,659.32		1,054,631.09	12,500.00	94,528.23	

5101F111068IB121230 RT 1, RT 8 /RT1 AGANA BRIDGE						
4,487,458.98	4,487,458.98		68,049.72	4,408,613.07	10,796.19	
IB121 PROGRAM TOTALS	Count:	1				
4,487,458.98	4,487,458.98		68,049.72	4,408,613.07	10,796.19	

68 DIVISION TOTALS	Count:	11				
28,301,596.77	28,301,596.77		14,936,162.64	12,430,692.33	934,741.80	

10 DEPARTMENT TOTALS:	Count:	11				
28,301,596.77	28,301,596.77		14,936,162.64	12,430,692.33	934,741.80	

F11 APTYP+FY TOTALS:	Count:	11				
28,301,596.77	28,301,596.77		14,936,162.64	12,430,692.33	934,741.80	

5101F121000IB111290 COMP IMP-SCHOOL LEASEBACK PROJ						

IB111 PROGRAM TOTALS	Count:	1				

00 DIVISION TOTALS	Count:	1				

5101F121068IB101230 TIYAN PARKWAY PHASE I						
6,275,063.23	6,275,063.23		390,707.13	60,583.12	5,823,772.98	
IB101 PROGRAM TOTALS	Count:	1				
6,275,063.23	6,275,063.23		390,707.13	60,583.12	5,823,772.98	

5101F121068IB102230 REPL PETRO DISTR PIPNG AND APP						
2,464,042.22	2,464,042.22				2,464,042.22	
IB102 PROGRAM TOTALS	Count:	1				
2,464,042.22	2,464,042.22				2,464,042.22	

5101F121068IB103230 ROUTE 33 (PLANNING STUDY)						
100,000.00	100,000.00				100,000.00	
IB103 PROGRAM TOTALS	Count:	1				
100,000.00	100,000.00				100,000.00	

5101F121068IB104230 JINAPSON BEACH RD (TO TARAGUE)						
1,800,000.00	1,800,000.00		123,516.62	1,116,483.38	560,000.00	

Run Date . . : 1/13/14
 Run Time . . : 8:15:16

STATEMENT OF APPROPRIATIONS, ALLOTMENT, OUTSTANDING ENCUMBRANCE AND EXPENDITURES

Page . . : 18
 Program: PRTAPPN

User ID. . . . : DPWUENB
 To date. . . . : 9/2013
 Account. . . . : 5101F**10
 Dept/Division :

Exclude Object Codes:

<u>Account Number</u>	<u>Account Name</u>	<u>YTD Allotment</u>	<u>YTD Expenditures</u>	<u>O/S Encumbrance</u>	<u>Available Funds</u>	<u>Unallotted Balance</u>
IB104 PROGRAM TOTALS	Count:	1				
1,800,000.00	1,800,000.00		123,516.62	1,116,483.38	560,000.00	
5101F121068IB105230	TECH SUPP-PROF CONSTR MGMT SVC					
2,061,968.17	2,061,968.17		19,040.77	854,702.90	1,188,224.50	
IB105 PROGRAM TOTALS	Count:	1				
2,061,968.17	2,061,968.17		19,040.77	854,702.90	1,188,224.50	
5101F121068IB106230	APPR REVIEW SVC ISLD CNSLT SVC					
200,000.00	200,000.00			150,000.00	50,000.00	
IB106 PROGRAM TOTALS	Count:	1				
200,000.00	200,000.00			150,000.00	50,000.00	
5101F121068IB107230	AMER WITH DISAB ACT COMPLIANCE					
150,000.00	150,000.00				150,000.00	
IB107 PROGRAM TOTALS	Count:	1				
150,000.00	150,000.00				150,000.00	
5101F121068IB108230	GU TRANSPORTATION TRAINING PRG					
404,189.00	404,189.00		206,725.26	193,274.74	4,189.00	
IB108 PROGRAM TOTALS	Count:	1				
404,189.00	404,189.00		206,725.26	193,274.74	4,189.00	
5101F121068IB109230	RTE 4 STRM WTR DRAIN TO RTE 10					
180,000.00	180,000.00				180,000.00	
IB109 PROGRAM TOTALS	Count:	1				
180,000.00	180,000.00				180,000.00	
5101F121068IB110230	RTE 4 DRAINAGE-MANELL CHANNEL					
150,000.00	150,000.00				150,000.00	
IB110 PROGRAM TOTALS	Count:	1				
150,000.00	150,000.00				150,000.00	
5101F121068IB111230	TECH SUPP SVCS ISLWDE ENG SVCS					
140,000.00	140,000.00				140,000.00	

Run Date . : 1/13/14
 Run Time . : 8:15:16

STATEMENT OF APPROPRIATIONS, ALLOTMENT, OUTSTANDING ENCUMBRANCE AND EXPENDITURES

Page . : 19
 Program: PRTAPPN

User ID. . . . : DPWUENB
 To date. . . . : 9/2013
 Account. . . . : 5101F**10
 Dept/Division :

Exclude Object Codes:

<u>Account Number</u>	<u>Account Name</u>	<u>YTD Allotment</u>	<u>YTD Expenditures</u>	<u>O/S Encumbrance</u>	<u>Available Funds</u>	<u>Unallotted Balance</u>
IB111 PROGRAM TOTALS	Count:	1			140,000.00	
140,000.00	140,000.00					
5101F121068IB112230 RTE 1 BRIDGE REHAB-ASAN/AGUADA						
1,200,000.00	1,200,000.00			1,097,000.00	103,000.00	
IB112 PROGRAM TOTALS	Count:	1			103,000.00	
1,200,000.00	1,200,000.00			1,097,000.00		
68 DIVISION TOTALS	Count:	12			10,913,228.70	
15,125,262.62	15,125,262.62		739,989.78	3,472,044.14		
10 DEPARTMENT TOTALS:	Count:	13			10,913,228.70	
15,125,262.62	15,125,262.62		739,989.78	3,472,044.14		
F12 APTYP+FY TOTALS:	Count:	13			10,913,228.70	
15,125,262.62	15,125,262.62		739,989.78	3,472,044.14		
5101F131000IB111290 COMP IMP-SCHOOL LEASEBACK PROJ						
7,100,000.00	7,100,000.00		7,100,000.00			
IB111 PROGRAM TOTALS	Count:	1			7,100,000.00	
7,100,000.00	7,100,000.00		7,100,000.00			
00 DIVISION TOTALS	Count:	1			7,100,000.00	
7,100,000.00	7,100,000.00		7,100,000.00			
5101F131068IB101230 RT17 REHABILITATION & WIDENING						
2,556,000.00	2,556,000.00				2,556,000.00	
IB101 PROGRAM TOTALS	Count:	1			2,556,000.00	
2,556,000.00	2,556,000.00					
5101F131068IB102230 NAT'L SUMMER TRANSPORTATION						
20,124.00	20,124.00		13,182.40	6,941.60		
IB102 PROGRAM TOTALS	Count:	1			6,941.60	
20,124.00	20,124.00		13,182.40	6,941.60		
5101F131068IB103230 ROUTE 4 TOGCHA RIVER TO IPAN						
699,983.10	699,983.10				699,983.10	
IB103 PROGRAM TOTALS	Count:	1			699,983.10	
699,983.10	699,983.10					
5101F131068IB104230 DISADVANTAGE BUSINESS ENT SUPP						
9,340.00	9,340.00				9,340.00	

Run Date . . : 1/13/14
 Run Time . . : 8:15:16

STATEMENT OF APPROPRIATIONS, ALLOTMENT, OUTSTANDING ENCUMBRANCE AND EXPENDITURES

Page . . : 20
 Program: PRTAPPN

User ID. . . . : DPWUENB
 To date. . . . : 9/2013
 Account. . . . : 5101F**10
 Dept/Division :

Exclude Object Codes:

<u>Account Number</u>	<u>Account Name</u>	<u>YTD Allotment</u>	<u>YTD Expenditures</u>	<u>O/S Encumbrance</u>	<u>Available Funds</u>	<u>Unallotted Balance</u>
<hr/>						
IB104 PROGRAM TOTALS	Count:	1				
9,340.00	9,340.00				9,340.00	
<hr/>						
5101F131068IB105230	RT 26/25 INTERSECTION IMPROV					
3,250,000.00	3,250,000.00				3,250,000.00	
<hr/>						
IB105 PROGRAM TOTALS	Count:	1				
3,250,000.00	3,250,000.00				3,250,000.00	
<hr/>						
5101F131068IB106230	ISLANDWIDE PROGRAM MANAGEMENT					
12,146,862.93	12,146,862.93	1,129,097.87	6,120,916.13		4,896,848.93	
<hr/>						
IB106 PROGRAM TOTALS	Count:	1				
12,146,862.93	12,146,862.93	1,129,097.87	6,120,916.13		4,896,848.93	
<hr/>						
68 DIVISION TOTALS	Count:	6				
18,682,310.03	18,682,310.03	1,142,280.27	6,127,857.73		11,412,172.03	
<hr/>						
10 DEPARTMENT TOTALS:	Count:	7				
25,782,310.03	25,782,310.03	8,242,280.27	6,127,857.73		11,412,172.03	
<hr/>						
F13 APTYP+FY TOTALS:	Count:	7				
25,782,310.03	25,782,310.03	8,242,280.27	6,127,857.73		11,412,172.03	
<hr/>						
5101F961098PA108230	HIGHWAY PLANNING TRAINING					
824.56	824.56		824.56			
5101F961098PA108363	0677.1996.201.F.1098.6101.000					
489.51	489.51		489.51			
<hr/>						
PA108 PROGRAM TOTALS	Count:	2				
1,314.07	1,314.07		1,314.07			
<hr/>						
98 DIVISION TOTALS	Count:	2				
1,314.07	1,314.07		1,314.07			
<hr/>						
10 DEPARTMENT TOTALS:	Count:	2				
1,314.07	1,314.07		1,314.07			
<hr/>						
F96 APTYP+FY TOTALS:	Count:	2				
1,314.07	1,314.07		1,314.07			
<hr/>						
5101F981010IB101450	TUMON PRECINCT FACILITY					
100.00	100.00		100.00			
<hr/>						
IB101 PROGRAM TOTALS	Count:	1				
100.00	100.00		100.00			
<hr/>						
10 DIVISION TOTALS	Count:	1				
100.00	100.00		100.00			
<hr/>						

10	DEPARTMENT TOTALS:	Count:	1			
	100.00	100.00		100.00		

F98	APTYP+FY TOTALS:	Count:	1			
	100.00	100.00		100.00		

101	FUND TOTALS:	Count:	165			
	136,955,281.68	136,556,910.99	51,281,889.49	48,078,756.76	37,196,264.74	398,370.69
FINAL TOTALS	Count:	165				
	136,955,281.68	136,556,910.99	51,281,889.49	48,078,756.76	37,196,264.74	398,370.69

Run Date . . : 1/13/14
 Run Time . . : 8:15:03

STATEMENT OF APPROPRIATIONS, ALLOTMENT, OUTSTANDING ENCUMBRANCE AND EXPENDITURES

Page . . : 1
 Program: PRTAPPN

User ID. . . . : DPWUENE
 To date. . . . : 12/2013
 Account. . . . : 5101F**10
 Dept/Division :

Exclude Object Codes:

Account Number	Account Name	YTD Allotment	YTD Expenditures	O/S Encumbrance	Available Funds	Unallotted Balance
5101F011010IB129230	RT11 COMM PORT CABRAS ISL-0709	1,400,000.00	1,400,000.00	372,373.37	1,027,626.63	

IB129 PROGRAM TOTALS	Count:	1,400,000.00	1	372,373.37	1,027,626.63	

10 DIVISION TOTALS	Count:	1,400,000.00	1	372,373.37	1,027,626.63	

10 DEPARTMENT TOTALS:	Count:	1,400,000.00	1	372,373.37	1,027,626.63	

F01 APTYP+FY TOTALS:	Count:	1,400,000.00	1	372,373.37	1,027,626.63	

5101F021068IB154230	ROUTE 17 RECONSTRUCT AND WIDEN	24,614.00	24,614.00		24,614.00	
5101F021068IB154450	ROUTE 17 RECONSTRUCT AND WIDEN					

IB154 PROGRAM TOTALS	Count:	24,614.00	2		24,614.00	

5101F021068IB155230	ROUTE 25 RECONSTRUCT/WIDENING	455,689.58	455,689.58	455,689.58		
5101F021068IB155450	ROUTE 25 RECONSTRUCT/WIDENING					

IB155 PROGRAM TOTALS	Count:	455,689.58	2	455,689.58		

5101F021068TC142230	ROUTE 4 ROADWAY EMBANKMENT RES	15,000.00	15,000.00	15,000.00		

TC142 PROGRAM TOTALS	Count:	15,000.00	1	15,000.00		

5101F021068TC146230	AGFAYAN BRIDGE TEMP RESTORATN	9,693.29	9,693.29	9,693.29		

TC146 PROGRAM TOTALS	Count:	9,693.29	1	9,693.29		

68 DIVISION TOTALS	Count:	504,996.87	6	480,382.87	24,614.00	

Run Date . . : 1/13/14
 Run Time . . : 8:15:03

STATEMENT OF APPROPRIATIONS, ALLOTMENT, OUTSTANDING ENCUMBRANCE AND EXPENDITURES

Page . . : 2
 Program: PRTAPPN

User ID. . . . : DPWUENB
 To date. . . . : 12/2013
 Account. . . . : 5101F**10
 Dept/Division :

Exclude Object Codes:

<u>Account Number</u>	<u>Account Name</u>	<u>YTD Allotment</u>	<u>YTD Expenditures</u>	<u>O/S Encumbrance</u>	<u>Available Funds</u>	<u>Unalloted Balance</u>
10	DEPARTMENT TOTALS:	Count:	6			
	504,996.87	504,996.87		480,382.87	24,614.00	
F02	APTYP+FY TOTALS:	Count:	6			
	504,996.87	504,996.87		480,382.87	24,614.00	
5101F031068IB191230	FLH TECHNICAL ASSISTANCE					
	91,435.56	91,435.56		91,435.56		
IB191	PROGRAM TOTALS	Count:	1			
	91,435.56	91,435.56		91,435.56		
5101F031068IB192450	ROUTE 3 RECONSTRC AND WIDENING					
	5,500,211.11	5,500,211.11		5,500,211.11		
IB192	PROGRAM TOTALS	Count:	1			
	5,500,211.11	5,500,211.11		5,500,211.11		
5101F031068PG174111	RT. 4 AS-MISA BRIDGE (TP)					
5101F031068PG174112	RT. 4 AS-MISA BRIDGE (TP)					
5101F031068PG174113	RT. 4 AS-MISA BRIDGE (TP)					
5101F031068PG174230	RT. 4 AS-MISA BRIDGE (TP)					
	2,411,473.42	2,411,473.42		21,488.41	2,389,985.01	
5101F031068PG174450	RT. 4 AS-MISA BRIDGE (TP)					
PG174	PROGRAM TOTALS	Count:	5			
	2,411,473.42	2,411,473.42		21,488.41	2,389,985.01	
5101F031068PG176111	RT. 4, AGFAYAN BRIDGE					
5101F031068PG176112	RT. 4, AGFAYAN BRIDGE					
5101F031068PG176113	RT. 4, AGFAYAN BRIDGE					
5101F031068PG176230	RT. 4, AGFAYAN BRIDGE					
	4,658,614.13	4,658,614.13		4,658,614.13		
5101F031068PG176450	RT. 4, AGFAYAN BRIDGE					
PG176	PROGRAM TOTALS	Count:	5			
	4,658,614.13	4,658,614.13		4,658,614.13		
5101F031068PG177111	RT. 4, AJAYAN BRIDGE TP					

Run Date . . : 1/13/14
 Run Time . . : 8:15:03

STATEMENT OF APPROPRIATIONS, ALLOTMENT, OUTSTANDING ENCUMBRANCE AND EXPENDITURES

Page . . : 3
 Program: PRTAPPN

User ID. . . . : DPWUENB
 To date. . . . : 12/2013
 Account. . . . : 5101F**10
 Dept/Division :

Exclude Object Codes:

<u>Account Number</u>	<u>Account Name</u>	<u>YTD Allotment</u>	<u>YTD Expenditures</u>	<u>O/S Encumbrance</u>	<u>Available Funds</u>	<u>Unallotted Balance</u>
5101F031068PG177112	RT. 4, AJAYAN BRIDGE TP					
5101F031068PG177113	RT. 4, AJAYAN BRIDGE TP					
5101F031068PG177230	RT. 4, AJAYAN BRIDGE TP					
		274,280.07		274,280.07		
5101F031068PG177450	RT. 4, AJAYAN BRIDGE TP					

PG177 PROGRAM TOTALS		Count: 5				
		274,280.07		274,280.07		

5101F031068PG181111	RT6A, MURRAY SCOUR PERMNT TP					
5101F031068PG181112	RT6A, MURRAY SCOUR PERMNT TP					
5101F031068PG181113	RT6A, MURRAY SCOUR PERMNT TP					
5101F031068PG181230	RT6A, MURRAY SCOUR PERMNT TP					
		88,434.45		58,434.74	29,999.71	
5101F031068PG181450	RT6A, MURRAY SCOUR PERMNT TP					

PG181 PROGRAM TOTALS		Count: 5				
		88,434.45		58,434.74	29,999.71	

68 DIVISION TOTALS		Count: 22				
		13,024,448.74		10,604,464.02	2,419,984.72	

10 DEPARTMENT TOTALS:		Count: 22				
		13,024,448.74		10,604,464.02	2,419,984.72	

F03 APTYP+FY TOTALS:		Count: 22				
		13,024,448.74		10,604,464.02	2,419,984.72	

5101F041068IB111230	RTE 10A PORTION REHAB					
		308,243.07	3,341.74	282,673.60	22,227.73	

IB111 PROGRAM TOTALS		Count: 1				
		308,243.07	3,341.74	282,673.60	22,227.73	

5101F041068IB112230	RTE 5 & RTE 12 PORTION RECON					
		25,158.35			25,158.35	

IB112 PROGRAM TOTALS		Count: 1				
		25,158.35			25,158.35	

5101F041068IB116230	RTE 14B RECON/WIDEN DESIGN					
		194,055.39	38,480.81	105,574.58	50,000.00	

Run Date . : 1/13/14
 Run Time . : 8:15:03

STATEMENT OF APPROPRIATIONS, ALLOTMENT, OUTSTANDING ENCUMBRANCE AND EXPENDITURES

Page . : 4
 Program: PRTAAPPN

User ID. . . . : DPWDUENB
 To date. . . . : 12/2013
 Account. . . . : 5101F**10
 Dept/Division :

Exclude Object Codes:

Account Number	Account Name				
Tot Appropriation	YTD Allotment	YTD Expenditures	O/S Encumbrance	Available Funds	Unallotted Balance
<hr/>					
IB116 PROGRAM TOTALS	Count:	1			
194,055.39	194,055.39	38,480.81	105,574.58	50,000.00	
<hr/>					
5101F041068IB167230	ISWIDE HWY HAZARD ELIM				
5101F041068IB167450	ISWIDE HWY HAZARD ELIM				
1,159,409.31	1,159,409.31			1,159,409.31	
<hr/>					
IB167 PROGRAM TOTALS	Count:	2			
1,159,409.31	1,159,409.31			1,159,409.31	
<hr/>					
68 DIVISION TOTALS	Count:	5			
1,686,866.12	1,686,866.12	41,822.55	388,248.18	1,256,795.39	
<hr/>					
5101F041098PA109111	RECRUIT ENGINEERING PERSONNEL				
118,165.43	118,165.43	47,595.04		70,570.39	
5101F041098PA109112	RECRUIT ENGINEERING PERSONNEL				
5101F041098PA109113	RECRUIT ENGINEERING PERSONNEL				
117,043.12	117,043.12	20,851.39		96,191.73	
5101F041098PA109220	RECRUIT ENGINEERING PERSONNEL				
17,747.74	17,747.74		1,130.00	16,617.74	
5101F041098PA109230	RECRUIT ENGINEERING PERSONNEL				
62,766.02	62,766.02		45,650.30	17,115.72	
5101F041098PA109240	RECRUIT ENGINEERING PERSONNEL				
5,752.37	5,752.37		5,752.37		
5101F041098PA109250	RECRUIT ENGINEERING PERSONNEL				
11,350.00	11,350.00	6,252.00		5,098.00	
<hr/>					
PA109 PROGRAM TOTALS	Count:	7			
332,824.68	332,824.68	74,698.43	52,532.67	205,593.58	
<hr/>					
98 DIVISION TOTALS	Count:	7			
332,824.68	332,824.68	74,698.43	52,532.67	205,593.58	
<hr/>					
10 DEPARTMENT TOTALS:	Count:	12			
2,019,690.80	2,019,690.80	116,520.98	440,780.85	1,462,388.97	
<hr/>					
F04 APTYP+FY TOTALS:	Count:	12			
2,019,690.80	2,019,690.80	116,520.98	440,780.85	1,462,388.97	
<hr/>					
5101F051068IB101230	RTE8/10/16 TRAFFIC INSTALP PRJ				
847,480.43	847,480.43		481,281.78	366,198.65	
<hr/>					
IB101 PROGRAM TOTALS	Count:	1			
847,480.43	847,480.43		481,281.78	366,198.65	
<hr/>					
5101F051068IB103230	RTE27 FINEGAYAN RECONS RT 1-16				
1,634,937.37	1,634,937.37	30,967.54	191,077.04	1,412,892.79	

Run Date . . : 1/13/14
 Run Time . . : 8:15:03

STATEMENT OF APPROPRIATIONS, ALLOTMENT, OUTSTANDING ENCUMBRANCE AND EXPENDITURES

Page . . : 5
 Program: PRTAPPN

User ID. . . . : DPWUENB
 To date. . . . : 12/2013
 Account. . . . : 5101F**10
 Dept/Division :

Exclude Object Codes:

<u>Account Number</u>	<u>Account Name</u>	<u>YTD Allotment</u>	<u>YTD Expenditures</u>	<u>O/S Encumbrance</u>	<u>Available Funds</u>	<u>Unallotted Balance</u>
<hr/>						
IB103 PROGRAM TOTALS	Count:	1				
1,634,937.37	1,634,937.37		30,967.54	191,077.04	1,412,892.79	
<hr/>						
5101F051068IB104230	RTE29 RECONS&WIDENING RTE 1-15					
350,267.10	350,267.10			230,267.10	120,000.00	
<hr/>						
IB104 PROGRAM TOTALS	Count:	1				
350,267.10	350,267.10			230,267.10	120,000.00	
<hr/>						
5101F051068IB105230	TRAFFIC SIG SYS UPGRADE ISWIDE					
236,296.31	236,296.31			183,296.31	53,000.00	
<hr/>						
IB105 PROGRAM TOTALS	Count:	1				
236,296.31	236,296.31			183,296.31	53,000.00	
<hr/>						
5101F051068IB110230	RTE26 MACHECHE RECON/WIDENING					
427,500.00	427,500.00			147,500.00	280,000.00	
<hr/>						
IB110 PROGRAM TOTALS	Count:	1				
427,500.00	427,500.00			147,500.00	280,000.00	
<hr/>						
5101F051068IB118363	COMPLETION TRAFFIC MGMT CENTER					
666.73	666.73			666.73		
<hr/>						
IB118 PROGRAM TOTALS	Count:	1				
666.73	666.73			666.73		
<hr/>						
5101F051068IB121220	HIGHWAY PLANNING TECH TRANSFER					
5101F051068IB121230	HIGHWAY PLANNING TECH TRANSFER					
28,703.91	28,703.91			28,602.40	101.51	
5101F051068IB121250	HIGHWAY PLANNING TECH TRANSFER					
417.00	417.00				417.00	
5101F051068IB121363	HIGHWAY PLANNING TECH TRANSFER					
10,922.04	10,922.04			10,917.48	4.56	
5101F051068IB121450	HIGHWAY PLANNING TECH TRANSFER					
<hr/>						
IB121 PROGRAM TOTALS	Count:	5				
40,042.95	40,042.95			39,519.88	523.07	
<hr/>						
5101F051068IB122111	HWY PLANNING TECH TRNSFR/TRNG					
200,632.00	200,632.00				200,632.00	

Run Date . . : 1/13/14
 Run Time . . : 8:15:03

STATEMENT OF APPROPRIATIONS, ALLOTMENT, OUTSTANDING ENCUMBRANCE AND EXPENDITURES

Page . . : 6
 Program: PRTAPPN

User ID. . . . : DPWDUENB
 To date. . . . : 12/2013
 Account. . . . : 5101F**10
 Dept/Division :

Exclude Object Codes:

Account Number	Account Name					
Tot Appropriation	YTD Allotment	YTD Expenditures	O/S Encumbrance	Available Funds	Unallotted Balance	
5101F051068IB122113	HWY PLANNING TECH	TRNSFR/TRNG				
89,835.00	89,835.00			89,835.00		
5101F051068IB122220	HWY PLANNING TECH	TRNSFR/TRNG				
13,105.60	13,105.60			13,105.60		
5101F051068IB122230	HWY PLANNING TECH	TRNSFR/TRNG				
390,359.40	390,359.40	234.58	41,139.82	348,985.00		
5101F051068IB122231	HWY PLANNING TECH	TRNSFR/TRNG				
5101F051068IB122250	HWY PLANNING TECH	TRNSFR/TRNG				
15,209.28	15,209.28		15,098.52	110.76		
5101F051068IB122280	HWY PLANNING TECH	TRNSFR/TRNG				
4,482.54	4,482.54		4,482.54			
5101F051068IB122363	HWY PLANNING TECH	TRNSFR/TRNG				
72,830.63	72,830.63	780.28	2,476.42	69,573.93		
IB122 PROGRAM TOTALS		Count: 8				
786,454.45	786,454.45	1,014.86	63,197.30	722,242.29		
5101F051068IB123230	PIGUA BRIDGE REPLACEMENT					
198,914.04	198,914.04		82,360.02	116,554.02		
IB123 PROGRAM TOTALS		Count: 1				
198,914.04	198,914.04		82,360.02	116,554.02		
5101F051068IB124230	BILE BRIDGE REPLACEMENT					
178,473.00	178,473.00			178,473.00		
IB124 PROGRAM TOTALS		Count: 1				
178,473.00	178,473.00			178,473.00		
68	DIVISION TOTALS	Count: 21				
4,701,032.38	4,701,032.38	31,982.40	1,419,166.16	3,249,883.82		
10	DEPARTMENT TOTALS:	Count: 21				
4,701,032.38	4,701,032.38	31,982.40	1,419,166.16	3,249,883.82		
F05	APTYP+FY TOTALS:	Count: 21				
4,701,032.38	4,701,032.38	31,982.40	1,419,166.16	3,249,883.82		
5101F061000IB113230	FY06 COMPAC NEW SOLID WASTE LF					
62,038.79	62,038.79		62,038.79			
IB113 PROGRAM TOTALS		Count: 1				
62,038.79	62,038.79		62,038.79			
00	DIVISION TOTALS	Count: 1				
62,038.79	62,038.79		62,038.79			
5101F061068IB106230	ISLANDWIDE PROG MGMT SERVICES					
3,126,473.56	3,126,473.56		1,987,481.68	1,138,991.88		

Run Date . . : 1/13/14
 Run Time . . : 8:15:03

STATEMENT OF APPROPRIATIONS, ALLOTMENT, OUTSTANDING ENCUMBRANCE AND EXPENDITURES

Page . . : 7
 Program: PRTAPPN

User ID. . . . : DPWUENB
 To date. . . . : 12/2013
 Account. . . . : 5101F**10
 Dept/Division :

Exclude Object Codes:

<u>Account Number</u>	<u>Account Name</u>			<u>O/S Encumbrance</u>	<u>Available Funds</u>	<u>Unallotted Balance</u>
<u>Tot Appropriation</u>	<u>YTD Allotment</u>	<u>YTD Expenditures</u>				
5101F061068IB106450	ISLANDWIDE PROG MGMT SERVICES					
<hr/>						
IB106 PROGRAM TOTALS	Count:	2				
3,126,473.56	3,126,473.56			1,987,481.68	1,138,991.88	
<hr/>						
5101F061068IB110230	PIGUA/BILE BRIDGE REPLACEMENT					
885.10	885.10			885.10		
5101F061068IB110240	PIGUA/BILE BRIDGE REPLACEMENT					
4,486.82	4,486.82			4,486.82		
<hr/>						
IB110 PROGRAM TOTALS	Count:	2				
5,371.92	5,371.92			5,371.92		
<hr/>						
5101F061068IB112230	SAFETY IMPROVE PROJ ZONE SIGNS					
5101F061068IB112450	SAFETY IMPROVE PROJ ZONE SIGNS					
66,962.00	66,962.00			66,962.00		
<hr/>						
IB112 PROGRAM TOTALS	Count:	2				
66,962.00	66,962.00			66,962.00		
<hr/>						
68 DIVISION TOTALS	Count:	6				
3,198,807.48	3,198,807.48			2,059,815.60	1,138,991.88	
<hr/>						
10 DEPARTMENT TOTALS:	Count:	7				
3,260,846.27	3,260,846.27			2,121,854.39	1,138,991.88	
<hr/>						
F06 APTYP+FY TOTALS:	Count:	7				
3,260,846.27	3,260,846.27			2,121,854.39	1,138,991.88	
<hr/>						
5101F071000IB113230	DOI CIP PROJ NEW MSWLF SUPPL					
130,535.55	130,535.55			130,535.55		
<hr/>						
IB113 PROGRAM TOTALS	Count:	1				
130,535.55	130,535.55			130,535.55		
<hr/>						
00 DIVISION TOTALS	Count:	1				
130,535.55	130,535.55			130,535.55		
<hr/>						
10 DEPARTMENT TOTALS:	Count:	1				
130,535.55	130,535.55			130,535.55		
<hr/>						
F07 APTYP+FY TOTALS:	Count:	1				
130,535.55	130,535.55			130,535.55		

Run Date . : 1/13/14
 Run Time . : 8:15:03

STATEMENT OF APPROPRIATIONS, ALLOTMENT, OUTSTANDING ENCUMBRANCE AND EXPENDITURES

Page . : 8
 Program: PRTAPPN

User ID . . . : DPWUENB
 To date . . . : 12/2013
 Account . . . : 5101F**10
 Dept/Division :

Exclude Object Codes:

<u>Account Number</u>	<u>Account Name</u>				
<u>Tot Appropriation</u>	<u>YTD Allotment</u>	<u>YTD Expenditures</u>	<u>O/S Encumbrance</u>	<u>Available Funds</u>	<u>Unalloted Balance</u>
5101F081068IB104230	RT 4 YLIG BRIDGE TEMP REPAIR				
11,927.45	11,927.45			11,927.45	
IB104 PROGRAM TOTALS	Count:	1		11,927.45	
11,927.45	11,927.45				
5101F081068IB105230	RT4 YLIG BRIDGE YONA STEEL PLT				
20,000.00	20,000.00			20,000.00	
IB105 PROGRAM TOTALS	Count:	1		20,000.00	
20,000.00	20,000.00				
5101F081068IB108450	RTE 1 SKATE PRK PED BARR SIGNL				
100,169.28	100,169.28			100,169.28	
IB108 PROGRAM TOTALS	Count:	1		100,169.28	
100,169.28	100,169.28				
68 DIVISION TOTALS	Count:	3		132,096.73	
132,096.73	132,096.73				
10 DEPARTMENT TOTALS:	Count:	3		132,096.73	
132,096.73	132,096.73				
F08 APTYP+FY TOTALS:	Count:	3		132,096.73	
132,096.73	132,096.73				
5101F091068AR112230	ARRA-MASSO RIVER BDGE EMBKMNT				
AR112 PROGRAM TOTALS	Count:	1			
5101F091068AR113230	ARRA RT2 CUVLERTS & CETTI BAY				
.20	.20			.20	
AR113 PROGRAM TOTALS	Count:	1		.20	
.20	.20				
5101F091068AR114230	ARRA RTE17 RESURF & WIDENING				
226,211.29	226,211.29		226,211.29		

Run Date . : 1/13/14
 Run Time . : 8:15:03

STATEMENT OF APPROPRIATIONS, ALLOTMENT, OUTSTANDING ENCUMBRANCE AND EXPENDITURES

Page . : 9
 Program: PRTAPPN

User ID . . . : DPWUENB
 To date. . . : 12/2013
 Account . . . : 5101F**10
 Dept/Division :

Exclude Object Codes:

<u>Account Number</u>	<u>Account Name</u>				
<u>Tot Appropriation</u>	<u>YTD Allotment</u>	<u>YTD Expenditures</u>	<u>O/S Encumbrance</u>	<u>Available Funds</u>	<u>Unalloted Balance</u>

AR114 PROGRAM TOTALS	Count:	1			
226,211.29	226,211.29		226,211.29		

5101F091068AR116230 ARRA RT 4 PAGOBAY TALAFOFO BAY					

AR116 PROGRAM TOTALS	Count:	1			

5101F091068AR155230 ARRA-RTE 25 RECNSTR & WIDENING					

AR155 PROGRAM TOTALS	Count:	1			

5101F091068IB103111 RTE 4 RESURFACING TO RTE 10					
5101F091068IB103112 RTE 4 RESURFACING TO RTE 10					
5101F091068IB103113 RTE 4 RESURFACING TO RTE 10					
5101F091068IB103230 RTE 4 RESURFACING TO RTE 10					
5101F091068IB103450 RTE 4 RESURFACING TO RTE 10					
2,516,631.84	2,516,631.84		2,257,411.37	259,220.47	

IB103 PROGRAM TOTALS	Count:	5			
2,516,631.84	2,516,631.84		2,257,411.37	259,220.47	

5101F091068IB104111 LEGAL SERVICES-DIRECT COST HWY					
223,984.44	223,984.44			223,984.44	
5101F091068IB104113 LEGAL SERVICES-DIRECT COST HWY					
46,158.88	46,158.88			46,158.88	
5101F091068IB104230 LEGAL SERVICES-DIRECT COST HWY					
784.00	784.00	784.00			
5101F091068IB104240 LEGAL SERVICES-DIRECT COST HWY					

IB104 PROGRAM TOTALS	Count:	4	784.00	270,143.32	
270,927.32	270,927.32				

5101F091068IB105230 RT4 YLIG BRIDGE PHSE 1 REPLACE					
2,906,686.86	2,906,686.86		2,906,686.86		

Run Date . : 1/13/14
 Run Time . : 8:15:03

STATEMENT OF APPROPRIATIONS, ALLOTMENT, OUTSTANDING ENCUMBRANCE AND EXPENDITURES

Page . : 10
 Program: PRTAPPN

User ID. . . . : DPWUENB
 To date. . . . : 12/2013
 Account. . . . : 5101F**10
 Dept/Division :

Exclude Object Codes:

<u>Account Number</u>	<u>Account Name</u>	<u>YTD Allotment</u>	<u>YTD Expenditures</u>	<u>O/S Encumbrance</u>	<u>Available Funds</u>	<u>Unalloted Balance</u>
<hr/>						
IB105 PROGRAM TOTALS	Count:	1				
2,906,686.86	2,906,686.86			2,906,686.86		
<hr/>						
5101F091068IB106230	NORTH GUAM SIGNALIZATION PROJ					
94,003.02	94,003.02			94,003.02		
5101F091068IB106450	NORTH GUAM SIGNALIZATION PROJ					
<hr/>						
IB106 PROGRAM TOTALS	Count:	2				
94,003.02	94,003.02			94,003.02		
<hr/>						
5101F091068IB107230	RT.16,GMF GNG INTERSECTION					
62,283.43	62,283.43				62,283.43	
<hr/>						
IB107 PROGRAM TOTALS	Count:	1				
62,283.43	62,283.43				62,283.43	
<hr/>						
5101F091068IB108230	TRAFFIC SGNL: GPS CLOCKS/LOOPS					
1,020.00	1,020.00				1,020.00	
<hr/>						
IB108 PROGRAM TOTALS	Count:	1				
1,020.00	1,020.00				1,020.00	
<hr/>						
5101F091068IB109230	RT 11 SHORE PROTECTION CABRAS					
134,047.63	134,047.63			134,047.63		
<hr/>						
IB109 PROGRAM TOTALS	Count:	1				
134,047.63	134,047.63			134,047.63		
<hr/>						
5101F091068IB110230	ROUTE 2 TEMP TRAFFIC CONTROL					
36,000.00	36,000.00				36,000.00	
<hr/>						
IB110 PROGRAM TOTALS	Count:	1				
36,000.00	36,000.00				36,000.00	
<hr/>						
5101F091068IB111230	RT 15 RESTORATION					
450,884.81	450,884.81				450,884.81	
<hr/>						
IB111 PROGRAM TOTALS	Count:	1				
450,884.81	450,884.81				450,884.81	
<hr/>						
5101F091068IB112230	MASSO RIVER BRDGE EMBKMT RESTR					

Run Date . : 1/13/14
 Run Time . : 8:15:03

STATEMENT OF APPROPRIATIONS, ALLOTMENT, OUTSTANDING ENCUMBRANCE AND EXPENDITURES

Page . : 11
 Program: PRTAPPN

User ID. . . . : DPWUENB
 To date. . . . : 12/2013
 Account. . . . : 5101F**10
 Dept/Division :

Exclude Object Codes:

<u>Account Number</u>	<u>Account Name</u>	<u>YTD Allotment</u>	<u>YTD Expenditures</u>	<u>O/S Encumbrance</u>	<u>Available Funds</u>	<u>Unallotted Balance</u>
<hr/>						
IB112 PROGRAM TOTALS	Count:	1				
<hr/>						
5101F091068IB113230	RECONSTR/REHAB RTE 2 CULVERTS					
189,872.84	189,872.84				189,872.84	
<hr/>						
IB113 PROGRAM TOTALS	Count:	1			189,872.84	
<hr/>						
5101F091068IB114230	RTE17 RESURFACING & WIDENING					
1,440,747.09	1,440,747.09			1,177,457.90	263,289.19	
<hr/>						
IB114 PROGRAM TOTALS	Count:	1		1,177,457.90	263,289.19	
<hr/>						
5101F091068IB116230	ROUTE 4 PAGO BAY-TALOFOFO BAY					
436,499.50	436,499.50		19,029.95	417,469.55		
<hr/>						
IB116 PROGRAM TOTALS	Count:	1	19,029.95	417,469.55		
<hr/>						
5101F091068IB117230	RT.14 RESURFACING (RT1-ARCHBIS)					
<hr/>						
IB117 PROGRAM TOTALS	Count:	1				
<hr/>						
5101F091068IB118230	TECH SUP.SER. CONST.MNGMNT INS					
235,313.30	235,313.30			235,313.30		
<hr/>						
IB118 PROGRAM TOTALS	Count:	1		235,313.30		
<hr/>						
5101F091068IB119230	TECH SUP.SER. ROADWAY & BRIDGE					
468,384.29	468,384.29		1,527.49	466,856.80		
<hr/>						
IB119 PROGRAM TOTALS	Count:	1	1,527.49	466,856.80		
<hr/>						
68 DIVISION TOTALS	Count:	29	21,341.44	7,915,457.72	1,532,714.26	

Run Date . : 1/13/14
 Run Time . : 8:15:03

STATEMENT OF APPROPRIATIONS, ALLOTMENT, OUTSTANDING ENCUMBRANCE AND EXPENDITURES

Page . : 12
 Program: PRTAPPN

User ID. . . . : DPWUENB
 To date. . . . : 12/2013
 Account. . . . : 5101F**10
 Dept/Division :

Exclude Object Codes:

Account Number	Account Name	YTD Allotment	YTD Expenditures	O/S Encumbrance	Available Funds	Unalloted Balance
10	DEPARTMENT TOTALS:	Count:	29			
	9,469,513.42	9,469,513.42	21,341.44	7,915,457.72	1,532,714.26	
F09	APTYP+FY TOTALS:	Count:	29			
	9,469,513.42	9,469,513.42	21,341.44	7,915,457.72	1,532,714.26	

5101F101000IB111290 COMP IMP-SCHOOL LEASEBACK PROJ

IB111 PROGRAM TOTALS Count: 1

00 DIVISION TOTALS Count: 1

5101F101068AR002230 GTP - PAC ISLD TRNG CTR (ARRA)
 191,439.13 191,439.13 191,439.13

AR002 PROGRAM TOTALS Count: 1
 191,439.13 191,439.13 191,439.13

5101F101068AR112230 GUAM TRANSP TRAINING PRG(ARRA)
 .20 .20 .20

AR112 PROGRAM TOTALS Count: 1
 .20 .20 .20

5101F101068IB001230 TALEYFAK SPANISH BRDGE RESTORE
 22,334.59 22,334.59 22,334.59

IB001 PROGRAM TOTALS Count: 1
 22,334.59 22,334.59 22,334.59

5101F101068IB102230 TECH SUPPRT GEOTECH ENGINEERNG

IB102 PROGRAM TOTALS Count: 1

5101F101068IB103230 TECH SUPPORT QUALITY ASSURANCE
 444,894.16 444,894.16 411,696.35 33,197.81

Run Date . : 1/13/14
 Run Time . : 8:15:03

STATEMENT OF APPROPRIATIONS, ALLOTMENT, OUTSTANDING ENCUMBRANCE AND EXPENDITURES

Page . : 13
 Program: PRTAPPN

User ID. . . . : DPWUENB
 To date. . . . : 12/2013
 Account. . . . : 5101F**10
 Dept/Division :

Exclude Object Codes:

<u>Account Number</u>	<u>Account Name</u>				
<u>Tot Appropriation</u>	<u>YTD Allotment</u>	<u>YTD Expenditures</u>	<u>O/S Encumbrance</u>	<u>Available Funds</u>	<u>Unallotted Balance</u>
IB103 PROGRAM TOTALS	Count:	1			
444,894.16	444,894.16		411,696.35	33,197.81	
5101F101068IB104230	ARCHAEOLOGICAL SUPPORT-PROF SVC				
2,373,055.90	2,373,055.90	33,394.31	2,334,018.59	5,643.00	
IB104 PROGRAM TOTALS	Count:	1			
2,373,055.90	2,373,055.90	33,394.31	2,334,018.59	5,643.00	
5101F101068IB105230	RT 7A PAVEMENT REHAB & SAFETY				
130,543.57	130,543.57			130,543.57	
IB105 PROGRAM TOTALS	Count:	1			
130,543.57	130,543.57			130,543.57	
5101F101068IB106230	ISLANDWDE PROF CONSTRUCTN MGMT				
1,718,763.72	1,718,763.72	37,039.77	1,433,420.66	248,303.29	
IB106 PROGRAM TOTALS	Count:	1			
1,718,763.72	1,718,763.72	37,039.77	1,433,420.66	248,303.29	
68 DIVISION TOTALS	Count:	8			
4,881,031.27	4,881,031.27	70,434.08	4,392,909.52	417,687.67	
10 DEPARTMENT TOTALS:	Count:	9			
4,881,031.27	4,881,031.27	70,434.08	4,392,909.52	417,687.67	
F10 APTYP+FY TOTALS:	Count:	9			
4,881,031.27	4,881,031.27	70,434.08	4,392,909.52	417,687.67	
5101F111068DR102230	RT 3 FROM RT 28 CHALAN KARETA				
2,057,100.37	2,057,100.37		2,057,100.37		
DR102 PROGRAM TOTALS	Count:	1			
2,057,100.37	2,057,100.37		2,057,100.37		
5101F111068DR103230	PROF ENGINEERING SERV RT1 & 3				
511,478.00	511,478.00		511,478.00		
DR103 PROGRAM TOTALS	Count:	1			
511,478.00	511,478.00		511,478.00		
5101F111068DR108230	RTE11,RTE01 TO PAG/TRUCK ENFRC				
599,253.58	599,253.58		205,137.19	394,116.39	

Run Date . : 1/13/14
 Run Time . : 8:15:03

STATEMENT OF APPROPRIATIONS, ALLOTMENT, OUTSTANDING ENCUMBRANCE AND EXPENDITURES

Page . : 14
 Program: PRTAPPN

User ID. . . . : DPWUENB
 To date. . . . : 12/2013
 Account. . . . : 5101F**10
 Dept/Division :

Exclude Object Codes:

<u>Account Number</u>	<u>Account Name</u>				
<u>Tot Appropriation</u>	<u>YTD Allotment</u>	<u>YTD Expenditures</u>	<u>O/S Encumbrance</u>	<u>Available Funds</u>	<u>Unalloted Balance</u>
DR108 PROGRAM TOTALS	Count:	1			
599,253.58	599,253.58		205,137.19	394,116.39	

5101F111068DR120230 RT 1, RT 8 /RT1 AGANA BRIDGE					
5,195,065.57	5,195,065.57		4,759,764.58	435,300.99	
DR120 PROGRAM TOTALS	Count:	1			
5,195,065.57	5,195,065.57		4,759,764.58	435,300.99	

5101F111068IB10A230 RIGHT OF WAY ACQUIS & RELOCATN					
100,000.00	100,000.00		100,000.00		
IB10A PROGRAM TOTALS	Count:	1			
100,000.00	100,000.00		100,000.00		

5101F111068IB101230 RTE 4 TALOF/TOGCHA BRDGE REHAB					
IB101 PROGRAM TOTALS	Count:	1			

5101F111068IB104230 APPRAISAL SERVICES (IDIQ)					
93,000.00	93,000.00		93,000.00		
IB104 PROGRAM TOTALS	Count:	1			
93,000.00	93,000.00		93,000.00		

5101F111068IB105230 PROF ENGINEERING SERV BRIDGE					
136,865.50	136,865.50		136,865.50		
IB105 PROGRAM TOTALS	Count:	1			
136,865.50	136,865.50		136,865.50		

5101F111068IB107230 ALPACHO BRIDGE REPLACMENT PROJ					
146,233.62	146,233.62		146,233.62		
IB107 PROGRAM TOTALS	Count:	1			
146,233.62	146,233.62		146,233.62		

5101F111068IB109230 RT 11,RT 1 TP PAG TRUCK ENF					
107,028.23	107,028.23		12,500.00	94,528.23	

Run Date . : 1/13/14
 Run Time . : 8:15:03

STATEMENT OF APPROPRIATIONS, ALLOTMENT, OUTSTANDING ENCUMBRANCE AND EXPENDITURES

Page . : 15
 Program: PRTAPPN

User ID. . . . : DPWUENB
 To date. . . . : 12/2013
 Account. . . . : 5101F**10
 Dept/Division :

Exclude Object Codes:

<u>Account Number</u>	<u>Account Name</u>	<u>YTD Allotment</u>	<u>YTD Expenditures</u>	<u>O/S Encumbrance</u>	<u>Available Funds</u>	<u>Unallotted Balance</u>
IB109 PROGRAM TOTALS		Count:	1			
107,028.23		107,028.23		12,500.00	94,528.23	

5101F111068IB121230	RT 1, RT 8 /RT1 AGANA BRIDGE					
4,419,409.26		4,419,409.26		4,408,613.07	10,796.19	
IB121 PROGRAM TOTALS		Count:	1			
4,419,409.26		4,419,409.26		4,408,613.07	10,796.19	

68 DIVISION TOTALS		Count:	11			
13,365,434.13		13,365,434.13		12,430,692.33	934,741.80	

10 DEPARTMENT TOTALS:		Count:	11			
13,365,434.13		13,365,434.13		12,430,692.33	934,741.80	

F11 APTYP+FY TOTALS:		Count:	11			
13,365,434.13		13,365,434.13		12,430,692.33	934,741.80	

5101F121068IB101230	TIYAN PARKWAY PHASE I					
5,884,356.10		5,884,356.10	28,245.98	32,337.14	5,823,772.98	
IB101 PROGRAM TOTALS		Count:	1			
5,884,356.10		5,884,356.10	28,245.98	32,337.14	5,823,772.98	

5101F121068IB102230	REPL PETRO DISTR PIPNG AND APP					
2,464,042.22		2,464,042.22		1,538,819.00	925,223.22	
IB102 PROGRAM TOTALS		Count:	1			
2,464,042.22		2,464,042.22		1,538,819.00	925,223.22	

5101F121068IB103230	ROUTE 33 (PLANNING STUDY)					
100,000.00		100,000.00			100,000.00	
IB103 PROGRAM TOTALS		Count:	1			
100,000.00		100,000.00			100,000.00	

5101F121068IB104230	JINAPSON BEACH RD (TO TARAGUE)					
1,676,483.38		1,676,483.38		1,116,483.38	560,000.00	
IB104 PROGRAM TOTALS		Count:	1			
1,676,483.38		1,676,483.38		1,116,483.38	560,000.00	

5101F121068IB105230	TECH SUPP-PROF CONSTR MGMT SVC					
2,042,927.40		2,042,927.40		854,702.90	1,188,224.50	

Run Date . : 1/13/14
 Run Time . : 8:15:03

STATEMENT OF APPROPRIATIONS, ALLOTMENT, OUTSTANDING ENCUMBRANCE AND EXPENDITURES

Page . : 16
 Program: PRTAPPN

User ID. . . . : DPWUENB
 To date. . . . : 12/2013
 Account. . . . : 5101F**10
 Dept/Division :

Exclude Object Codes:

<u>Account Number</u>	<u>Account Name</u>				
<u>Tot Appropriation</u>	<u>YTD Allotment</u>	<u>YTD Expenditures</u>	<u>O/S Encumbrance</u>	<u>Available Funds</u>	<u>Unalloted Balance</u>
IB105 PROGRAM TOTALS	Count:	1			
2,042,927.40	2,042,927.40		854,702.90	1,188,224.50	
5101F121068IB106230	APPR REVIEW SVC ISLD CNSLT SVC				
200,000.00	200,000.00		150,000.00	50,000.00	
IB106 PROGRAM TOTALS	Count:	1			
200,000.00	200,000.00		150,000.00	50,000.00	
5101F121068IB107230	AMER WITH DISAB ACT COMPLIANCE				
150,000.00	150,000.00			150,000.00	
IB107 PROGRAM TOTALS	Count:	1			
150,000.00	150,000.00			150,000.00	
5101F121068IB108230	GU TRANSPORTATION TRAINING PRG				
197,463.74	197,463.74		193,274.74	4,189.00	
IB108 PROGRAM TOTALS	Count:	1			
197,463.74	197,463.74		193,274.74	4,189.00	
5101F121068IB109230	RTE 4 STRM WTR DRAIN TO RTE 10				
180,000.00	180,000.00			180,000.00	
IB109 PROGRAM TOTALS	Count:	1			
180,000.00	180,000.00			180,000.00	
5101F121068IB110230	RTE 4 DRAINAGE-MANELL CHANNEL				
150,000.00	150,000.00			150,000.00	
IB110 PROGRAM TOTALS	Count:	1			
150,000.00	150,000.00			150,000.00	
5101F121068IB111230	TECH SUPP SVCS ISLWDE ENG SVCS				
140,000.00	140,000.00			140,000.00	
IB111 PROGRAM TOTALS	Count:	1			
140,000.00	140,000.00			140,000.00	
5101F121068IB112230	RTE 1 BRIDGE REHAB-ASAN/AGUADA				
1,200,000.00	1,200,000.00		1,097,000.00	103,000.00	

Run Date . . : 1/13/14
 Run Time . . : 8:15:03

STATEMENT OF APPROPRIATIONS, ALLOTMENT, OUTSTANDING ENCUMBRANCE AND EXPENDITURES

Page . . : 17
 Program: PRTAPPN

User ID. . . . : DPWUENB
 To date. . . . : 12/2013
 Account. . . . : 5101F**10
 Dept/Division :

Exclude Object Codes:

<u>Account Number</u>	<u>Account Name</u>	<u>YTD Allotment</u>	<u>YTD Expenditures</u>	<u>O/S Encumbrance</u>	<u>Available Funds</u>	<u>Unallotted Balance</u>

IB112 PROGRAM TOTALS	Count:	1				
1,200,000.00	1,200,000.00			1,097,000.00	103,000.00	

68 DIVISION TOTALS	Count:	12				
14,385,272.84	14,385,272.84		28,245.98	4,982,617.16	9,374,409.70	

10 DEPARTMENT TOTALS:	Count:	12				
14,385,272.84	14,385,272.84		28,245.98	4,982,617.16	9,374,409.70	

F12 APTYP+FY TOTALS:	Count:	12				
14,385,272.84	14,385,272.84		28,245.98	4,982,617.16	9,374,409.70	

5101F131000IB111290 COMP IMP-SCHOOL LEASEBACK PROJ						

IB111 PROGRAM TOTALS	Count:	1				

00 DIVISION TOTALS	Count:	1				

5101F131068IB101230 RT17 REHABILITATION & WIDENING						
2,556,000.00	2,556,000.00			2,556,000.00		

IB101 PROGRAM TOTALS	Count:	1				
2,556,000.00	2,556,000.00			2,556,000.00		

5101F131068IB102230 NAT'L SUMMER TRANSPORTATION						
6,941.60	6,941.60			6,941.60		

IB102 PROGRAM TOTALS	Count:	1				
6,941.60	6,941.60			6,941.60		

5101F131068IB103230 ROUTE 4 TOGCHA RIVER TO IPAN						
699,983.10	699,983.10			699,983.10		

IB103 PROGRAM TOTALS	Count:	1				
699,983.10	699,983.10			699,983.10		

5101F131068IB104230 DISADVANTAGE BUSINESS ENT SUPP						
9,340.00	9,340.00				9,340.00	

IB104 PROGRAM TOTALS	Count:	1				
9,340.00	9,340.00				9,340.00	

5101F131068IB105230 RT 26/25 INTERSECTION IMPROV						
3,250,000.00	3,250,000.00				3,250,000.00	

Run Date . : 1/13/14
 Run Time . : 8:15:03

STATEMENT OF APPROPRIATIONS, ALLOTMENT, OUTSTANDING ENCUMBRANCE AND EXPENDITURES

Page . : 18
 Program: PRTAAPPN

User ID. . . . : DPWDUENB
 To date. . . . : 12/2013
 Account. . . . : 5101F**10
 Dept/Division :

Exclude Object Codes:

<u>Account Number</u>	<u>Account Name</u>	<u>YTD Allotment</u>	<u>YTD Expenditures</u>	<u>O/S Encumbrance</u>	<u>Available Funds</u>	<u>Unallotted Balance</u>
<hr/>						
IB105 PROGRAM TOTALS	Count:		1			
3,250,000.00	3,250,000.00				3,250,000.00	
<hr/>						
5101F131068IB106230	ISLANDWIDE PROGRAM MANAGEMENT					
11,017,765.06	11,017,765.06	102,904.95		6,018,011.18	4,896,848.93	
<hr/>						
IB106 PROGRAM TOTALS	Count:		1			
11,017,765.06	11,017,765.06	102,904.95		6,018,011.18	4,896,848.93	
<hr/>						
68 DIVISION TOTALS	Count:		6			
17,540,029.76	17,540,029.76	102,904.95		9,280,935.88	8,156,188.93	
<hr/>						
10 DEPARTMENT TOTALS:	Count:		7			
17,540,029.76	17,540,029.76	102,904.95		9,280,935.88	8,156,188.93	
<hr/>						
F13 APTYP+FY TOTALS:	Count:		7			
17,540,029.76	17,540,029.76	102,904.95		9,280,935.88	8,156,188.93	
<hr/>						
5101F141000IB111290	DOI GRANT SCHOOL LEASEBACK PRJ					
<hr/>						
IB111 PROGRAM TOTALS	Count:		1			
<hr/>						
00 DIVISION TOTALS	Count:		1			
<hr/>						
10 DEPARTMENT TOTALS:	Count:		1			
<hr/>						
F14 APTYP+FY TOTALS:	Count:		1			
<hr/>						
5101F961098PA108230	HIGHWAY PLANNING TRAINING					
824.56	824.56			824.56		
5101F961098PA108363	0677.1996.201.F.1098.6101.000					
489.51	489.51			489.51		
<hr/>						
PA108 PROGRAM TOTALS	Count:		2			
1,314.07	1,314.07			1,314.07		
<hr/>						
98 DIVISION TOTALS	Count:		2			
1,314.07	1,314.07			1,314.07		
<hr/>						
10 DEPARTMENT TOTALS:	Count:		2			
1,314.07	1,314.07			1,314.07		

Run Date . : 1/13/14
 Run Time . : 8:15:03

STATEMENT OF APPROPRIATIONS, ALLOTMENT, OUTSTANDING ENCUMBRANCE AND EXPENDITURES

Page . : 19
 Program: PRTAPPN

User ID. . . . : DPWUENB
 To date. . . . : 12/2013
 Account. . . . : 5101F**10
 Dept/Division :

Exclude Object Codes:

<u>Account Number</u>	<u>Account Name</u>	<u>YTD Allotment</u>	<u>YTD Expenditures</u>	<u>O/S Encumbrance</u>	<u>Available Funds</u>	<u>Unallotted Balance</u>
F96	APTYP+FY TOTALS:	Count:	2			
	1,314.07	1,314.07		1,314.07		

5101F981010IB101450	TUMON PRECINCT FACILITY					
	100.00	100.00		100.00		

IB101	PROGRAM TOTALS	Count:	1			
	100.00	100.00		100.00		

10	DIVISION TOTALS	Count:	1			
	100.00	100.00		100.00		

10	DEPARTMENT TOTALS:	Count:	1			
	100.00	100.00		100.00		

F98	APTYP+FY TOTALS:	Count:	1			
	100.00	100.00		100.00		

101	FUND TOTALS:	Count:	145			
	84,816,342.83	84,816,342.83	371,429.83	54,573,583.89	29,871,329.11	

FINAL TOTALS	Count:	145				
	84,816,342.83	84,816,342.83	371,429.83	54,573,583.89	29,871,329.11	

**Office of Finance and Budget
DEPARTMENTAL FEDERAL FUNDING ABSTRACT
(Note: This form has a continuation page)**

Department/Agency Head Certification
Certified as to the accuracy of information contained herein: CARL V. DOMINGUEZ _____ Signature 8/15/14 _____ Date

HC

Department/Agency:
Division/Program:
AS400 Account Number:

Department of Public Works
Capital Improvement Projects
5101H121010IB203

Grant Title	CFDA Number	Grant Award No.	Fiscal Year 2012						Fiscal Year 2013								
			FY 2012 Federal Grant Award Received	Grant Period	Indirect Cost Applied for/Amount Rec'd.	FY 2012 Expenditures/ Encumbrances 1/	FY 2012 Actual Federal Reimbursement	No. of FTE's Funded by Grant	Grant Award No.	FY 2013 Federal Grant Award Received	Grant Period	Indirect Cost Applied for/Amount Rec'd.	FY 2013 Expenditures/ Encumbrances 2/	FY 2013 Actual Federal Reimbursement	No. of FTE's Funded by Grant		
DOI-Empowering Insular Communities (EIC)-DPW Doors/Windos Replacement	15.875	GUAMEIC2012-5	\$ 180,000.00	08/29/13 to 07/30/15	0 \$	- \$	- \$	- \$	- \$	GUAMEIC2012-5	\$ -	08/29/13 to 07/30/15	0 \$	- \$	- \$	- \$	0
Total			\$ 180,000.00	\$ -	\$ -	\$ -	\$ -	\$ -	\$ -	0	\$ -	\$ -	\$ -	\$ -	\$ -	\$ -	0

1/ If a grant is a continuing grant from previous fiscal years, indicate only in this column, the expenditures/encumbrances which occurred in FY 2012 (10/01/11 to 09/30/12).
 2/ If a grant is a continuing grant from previous fiscal years, indicate only in this column, the expenditures/encumbrances which occurred in FY 2013 (10/01/12 to 09/30/13).
 3/ If a grant is a continuing grant from previous fiscal years, indicate only in this column, the expenditures/encumbrances which occurred in FY 2014 (10/01/13 to 09/30/14).

**Office of Finance and Budget
DEPARTMENTAL FEDERAL FUNDING ABSTRACT
(Continued from page 1)**

Division/Program: Capital Improvement Projects
AS400 Account Number: 5101H121010IB203

Grant Title	CFDA Number	Grant Award No.	As of December 31, 2013						FY 2015 Federal Award Request				
			FY 2014 Federal Grant Award Received	Grant Period	Indirect Cost Applied for/Amount Rec'd.	FY2014 Expenditures/Encumbrances 3/	FY 2014 Actual Federal Reimbursement	No. of FTE's Funded	FY 2015 Federal Award Request	Grant Award No.	Grant Period	Indirect Cost Applied for/Amount Rec'd.	No. of FTE's to be Funded by Grant
DOI-Empowering Insular Communities (EIC)-DPW Doors/Windows Replacement	15.875	GUAMEIC2012-5	\$ -	08/29/13 to 07/30/15	-	\$ -	\$ -						
			\$ -	\$ -	\$ -	\$ -	\$ -	0	\$ -	\$ -	\$ -	\$ -	0

1/ If a grant is a continuing grant from previous fiscal years, indicate only in this column, the expenditures/encumbrances which occurred in FY 2012 (10/01/11 to 09/30/12).
2/ If a grant is a continuing grant from previous fiscal years, indicate only in this column, the expenditures/encumbrances which occurred in FY 2013 (10/01/12 to 09/30/13).
3/ If a grant is a continuing grant from previous fiscal years, indicate only in this column, the expenditures/encumbrances which occurred in FY 2014 (10/01/13 to 09/30/14).

Run Date . . : 1/10/14
Run Time . . : 15:35:34

STATEMENT OF APPROPRIATIONS, ALLOTMENT, OUTSTANDING ENCUMBRANCE AND EXPENDITURES

Page . . : 1
Program: PRTAPPN

User ID . . . : DPWUENB
To date . . . : 9/2013
Account . . . : 5101H121010IB203
Dept/Division :

Exclude Object Codes:

<u>Account Number</u>	<u>Account Name</u>	<u>YTD Allotment</u>	<u>YTD Expenditures</u>	<u>O/S Encumbrance</u>	<u>Available Funds</u>	<u>Unalloted Balance</u>
5101H121010IB203230	DPW DOORS/WINDOWS REPLACEMENT	180,000.00			180,000.00	

IB203 PROGRAM TOTALS	Count:		1		180,000.00	
180,000.00	180,000.00					

10 DIVISION TOTALS	Count:		1		180,000.00	
180,000.00	180,000.00					

10 DEPARTMENT TOTALS:	Count:		1		180,000.00	
180,000.00	180,000.00					

H12 APTYP+FY TOTALS:	Count:		1		180,000.00	
180,000.00	180,000.00					

101 FUND TOTALS:	Count:		1		180,000.00	
180,000.00	180,000.00					

FINAL TOTALS	Count:		1		180,000.00	
180,000.00	180,000.00					

Run Date . : 1/10/14
 Run Time . : 15:36:04
 User ID . : DPWUENB
 Account number : 5101H121010IB203
 Trans number . :
 Trans code(s) :

DEPARTMENT OF ADMINISTRATION
 TRANSACTIONS LIST

Page . : 1
 Program: PRTTRNP

From trans date: / / To trans date : / / Prior ref . . . :
 Vendor : P/O number . . : Invoice :
 Add user . . . : Add user . . . : Trans amt . . . :
 From add date : / / To add date . . : / /

<u>Account Number</u>	<u>Cde</u>	<u>Trans Date</u>	<u>TNO</u>	<u>VendorNo</u>	<u>Trans Amt</u>	<u>Exp Amt</u>	<u>Encumb Amt</u>	<u>Rvs</u>
<u>InvoiceNo</u>	<u>P/O No</u>	<u>Prior Ref</u>	<u>Remarks</u>	<u>Batch</u>	<u>Add Userid</u>	<u>Add Date</u>	<u>Check Date</u>	
<u>Remarks</u>								
5101H121010IB203230	625	1/22/2013	BMRFLORA	01	180000.00			
					BMRFLORA	1/22/2013	/ /	
5101H121010IB203230	655	1/22/2013	BMRFLORA	01	180000.00			
					BMRFLORA	1/22/2013	/ /	
FINAL TOTALS	Count:		2		360,000.00			

Run Date . : 1/10/14
 Run Time . : 15:36:22

STATEMENT OF APPROPRIATIONS, ALLOTMENT, OUTSTANDING ENCUMBRANCE AND EXPENDITURES

Page . : 1
 Program: PRTAPPN

User ID . . . : DPWUENB
 To date . . . : 12/2013
 Account . . . : 5101H121010IB203
 Dept/Division :

Exclude Object Codes:

<u>Account Number</u>	<u>Account Name</u>	<u>YTD Expenditures</u>	<u>O/S Encumbrance</u>	<u>Available Funds</u>	<u>Unallotted Balance</u>
Tot Appropriation	YTD Allotment				
5101H121010IB203230	DPW DOORS/WINDOWS REPLACEMENT			180,000.00	
180,000.00	180,000.00				

IB203 PROGRAM TOTALS	Count:	1		180,000.00	
180,000.00	180,000.00				

10 DIVISION TOTALS	Count:	1		180,000.00	
180,000.00	180,000.00				

10 DEPARTMENT TOTALS:	Count:	1		180,000.00	
180,000.00	180,000.00				

H12 APTYP+FY TOTALS:	Count:	1		180,000.00	
180,000.00	180,000.00				

101 FUND TOTALS:	Count:	1		180,000.00	
180,000.00	180,000.00				

FINAL TOTALS	Count:	1		180,000.00	
180,000.00	180,000.00				

Office of Finance and Budget
DEPARTMENTAL FEDERAL FUNDING ABSTRACT
 (Note: This form has a continuation page)

Department/Agency Head Certification	
Certified as to the accuracy of information contained herein:	
CARL V. DOMINGUEZ	
Signature	1/16/14
Date	

Department/Agency: Department of Public Works
 Division/Program: Division of Highways
 AS400 Account Number: 5101H111060SI101
 Original Grant Award: \$245,000

Grant Title	CFDA Number	Fiscal Year 2012							Fiscal Year 2013						
		Grant Award No.	FY 2012 Federal Grant Award Received	Grant Period	Indirect Cost Applied for/Amount Rec'd.	FY 2012 Expenditures/ Encumbrances 1/	FY 2012 Actual Federal Reimbursement	No. of FTE's Funded by Grant	Grant Award No.	FY 2013 Federal Grant Award Received	Grant Period	Indirect Cost Applied for/Amount Rec'd.	FY 2013 Expenditures/ Encumbrances 2/	FY 2013 Actual Federal Reimbursement	No. of FTE's Funded by Grant
US HUD GRANT-DPW Sidewalk & Street Improvements	14.251	B08SPGU0212	\$ -	11/24/10 to 09/30/15	\$0.00	\$ 31,459.86	\$0.00	0	B08SPGU0212	\$ -	11/24/10 to 09/30/15		\$ 61,687.80	\$ 84,243.00	0
Total			\$ -		\$ -	\$ -	\$ 31,459.86	\$ -	\$ -	0	\$ -	\$ -	\$ 61,687.80	\$ 84,243.00	0

1/ If a grant is a continuing grant from previous fiscal years, indicate only in this column, the expenditures/encumbrances which occurred in FY 2012 (10/01/11 to 09/30/12).
 2/ If a grant is a continuing grant from previous fiscal years, indicate only in this column, the expenditures/encumbrances which occurred in FY 2013 (10/01/12 to 09/30/13).
 3/ If a grant is a continuing grant from previous fiscal years, indicate only in this column, the expenditures/encumbrances which occurred in FY 2014 (10/01/13 to 09/30/14).

Office of Finance and Budget
DEPARTMENTAL FEDERAL FUNDING ABSTRACT
(Continued from page 1)

Division/Program: Division of Highways
AS400 Account Number: 5101H111060SI101

As of December 31, 2013													
Fiscal Year 2014									FY 2015 Federal Award Request				
Grant Title	CFDA Number	Grant Award No.	FY 2014 Federal Grant Award Received	Grant Period	Indirect Cost Applied for/Amount Rec'd.	FY2014 Expenditures/Encumbrances 3/	FY 2014 Actual Federal Reimbursement	No. of FTE's Funded	FY 2015 Federal Award Request	Grant Award No.	Grant Period	Indirect Cost Applied for/Amount Rec'd.	No. of FTE's to be Funded by Grant
US HUD GRANT-DPW Sidewalk & Street Improvements	14.251	B08SPGU0212	\$ -	11/24/10 to 09/30/15	\$0.00	\$ 4.41	\$0.00	0					
			\$ -		\$ -	\$ 4.41	\$ -	0	\$ -	\$ -		\$ -	0

1/ If a grant is a continuing grant from previous fiscal years, indicate only in this column, the expenditures/encumbrances which occurred in FY 2012 (10/01/11 to 09/30/12).
2/ If a grant is a continuing grant from previous fiscal years, indicate only in this column, the expenditures/encumbrances which occurred in FY 2013 (10/01/12 to 09/30/13).
3/ If a grant is a continuing grant from previous fiscal years, indicate only in this column, the expenditures/encumbrances which occurred in FY 2014 (10/01/13 to 09/30/14).

FY 2012

Appropriation account number : 5101H111060SI101

Obligation end date. :

Original Appropriation : 245,000.00

Budget Adjustments :

Total Appropriation : 245,000.00

Current Period

Year To Date

Allotments :

245,000.00

Expenditures :

31,459.86 23,677.15

Outstanding Encumbrances :

7,782.71

Funds Available :

213,540.14

Unallotted Balance :

Funds in Reserve :

DPWBARCE
1/13/14

Appropriation Accounts
Period Ending 09/2013

WRKAPPN
16:22:39

Position to Account 5101H111060SI101

FY 2013

Appropriation account number : 5101H111060SI101
Obligation end date. :

Original Appropriation : 221,322.85
Budget Adjustments :
Total Appropriation : 221,322.85

Current Period

Year To Date

Allotments :		221,322.85
Expenditures :		61,683.39
Outstanding Encumbrances . . . :	61,687.80	4.41
Funds Available :	159,635.05	
Unallotted Balance :		
Funds in Reserve :		

Function key (F2) not valid.

DPW DUENB

FGIA Transaction Records

WRKFTRN

Account No : 5101H111060SI101 Fr tr dte: _____ To tr dte: _____
 GL account : _____ Fr add dt: _____ To add dt: _____
 Tran code : 103 104 _____ Document : _____ Add user : _____
 CFDA No . : _____ Tran amt : _____
 Type option, press Enter.
 5=Display

Opt	<u>Account No</u>	<u>G/L Account</u>	<u>Cde</u>	<u>Document</u>	<u>Tran Date</u>	<u>Trans Amount</u>
	<u>Add User</u>	<u>Add Date</u>	<u>Description</u>	<u>CFDA No</u>		
—	5101H111060SI101	110111214		103 J14FED0023	11/04/2013	84243.00-
	PSTAJVFG	11/05/2013				

More...

F3=Exit F5=Refresh F12=Cancel F19=List Total F21=Print list

Run Date . : 1/10/14
 Run Time . : 10:37:29

STATEMENT OF APPROPRIATIONS, ALLOTMENT, OUTSTANDING ENCUMBRANCE AND EXPENDITURES

Page . : 1
 Program: PRTAPPN

User ID . . . : DPWBARCE
 To date . . . : 12/2013
 Account . . . : 5101H111060SI101
 Dept/Division :

Exclude Object Codes:

<u>Account Number</u>	<u>Account Name</u>	<u>YTD Allotment</u>	<u>YTD Expenditures</u>	<u>O/S Encumbrance</u>	<u>Available Funds</u>	<u>Unallotted Balance</u>
5101H111060SI101111	DPW SIDEWALK & ST IMPROVEMENTS	4,744.54	4,744.54		4,744.54	
5101H111060SI101112	DPW SIDEWALK & ST IMPROVEMENTS	141.94	141.94		141.94	
5101H111060SI101113	DPW SIDEWALK & ST IMPROVEMENTS	89.41	89.41		89.41	
5101H111060SI101230	DPW SIDEWALK & ST IMPROVEMENTS	110,418.00	110,418.00		110,418.00	
5101H111060SI101240	DPW SIDEWALK & ST IMPROVEMENTS	4,702.81	4,702.81	4.41	4,698.40	
5101H111060SI101250	DPW SIDEWALK & ST IMPROVEMENTS	3,742.76	3,742.76		3,742.76	
5101H111060SI101450	DPW SIDEWALK & ST IMPROVEMENTS	35,800.00	35,800.00		35,800.00	

SI101 PROGRAM TOTALS	Count:	7				
159,639.46	159,639.46			4.41	159,635.05	

60 DIVISION TOTALS	Count:	7				
159,639.46	159,639.46			4.41	159,635.05	

10 DEPARTMENT TOTALS:	Count:	7				
159,639.46	159,639.46			4.41	159,635.05	

H11 APTYP+FY TOTALS:	Count:	7				
159,639.46	159,639.46			4.41	159,635.05	

101 FUND TOTALS:	Count:	7				
159,639.46	159,639.46			4.41	159,635.05	

FINAL TOTALS	Count:	7				
159,639.46	159,639.46			4.41	159,635.05	

**Office of Finance and Budget
DEPARTMENTAL FEDERAL FUNDING ABSTRACT
(Note: This form has a continuation page)**

Department/Agency: Department of Public Works
Division/Program: Bus Operations
AS400 Account Number: 5101H121030IB110

Department/Agency Head Certification Certified as to the accuracy of information contained herein:  CARL V. DOMINGUEZ Signature _____ Date <u>9/16/14</u>
--

Grant Title	CFDA Number	Grant Award No.	Fiscal Year 2012						Fiscal Year 2013							
			FY 2012 Federal Grant Award Received	Grant Period	Indirect Cost Applied for/Amount Rec'd.	FY 2012 Expenditures/Encumbrances 1/	FY 2012 Actual Federal Reimbursement	No. of FTE's Funded by Grant	Grant Award No.	FY 2013 Federal Grant Award Received	Grant Period	Indirect Cost Applied for/Amount Rec'd.	FY 2013 Expenditures/Encumbrances 2/	FY 2013 Actual Federal Reimbursement	No. of FTE's Funded by Grant	
USDOJ-School Bus Procurement (84 Pax)	15.875	D12AP00068	\$ 1,280,000.00	02/17/12 to 02/17/17	0	\$ -	\$ -		D12AP00068	\$ -	02/17/12 to 02/17/17	0	\$ -	\$ 1,175,990.00	\$ 1,175,990.00	
Total			\$ 1,280,000.00	\$ -	\$ -	\$ -	\$ -	\$ -	0	\$ -	\$ -	\$ -	\$ -	\$ 1,175,990.00	\$ 1,175,990.00	0

1/ If a grant is a continuing grant from previous fiscal years, indicate only in this column, the expenditures/encumbrances which occurred in FY 2012 (10/01/11 to 09/30/12).
 2/ If a grant is a continuing grant from previous fiscal years, indicate only in this column, the expenditures/encumbrances which occurred in FY 2013 (10/01/12 to 09/30/13).
 3/ If a grant is a continuing grant from previous fiscal years, indicate only in this column, the expenditures/encumbrances which occurred in FY 2014 (10/01/13 to 09/30/14).

Office of Finance and Budget
 DEPARTMENTAL FEDERAL FUNDING ABSTRACT
 (Continued from page 1)

Division/Program: Bus Operations
 AS400 Account Number: 5101H121030IB110

Grant Title	CFDA Number	Grant Award No.	As of December 31, 2013						FY 2015 Federal Award Request				
			FY 2014 Federal Grant Award Received	Grant Period	Indirect Cost Applied for/Amount Rec'd.	FY2014 Expenditures/Encumbrances 3/	FY 2014 Actual Federal Reimbursement	No. of FTE's Funded	FY 2015 Federal Award Request	Grant Award No.	Grant Period	Indirect Cost Applied for/Amount Rec'd.	No. of FTE's to be Funded by Grant
USDOJ-School Bus Procurement (84 Pax)	15.875	D12AP00068	\$ -	02/17/12 to 02/17/17	-	\$ -	\$ -						
			\$ -	\$ -	\$ -	\$ -	\$ -	\$ -	0	\$ -	\$ -	\$ -	\$ -

1/ If a grant is a continuing grant from previous fiscal years, indicate only in this column, the expenditures/encumbrances which occurred in FY 2012 (10/01/11 to 09/30/12).
 2/ If a grant is a continuing grant from previous fiscal years, indicate only in this column, the expenditures/encumbrances which occurred in FY 2013 (10/01/12 to 09/30/13).
 3/ If a grant is a continuing grant from previous fiscal years, indicate only in this column, the expenditures/encumbrances which occurred in FY 2014 (10/01/13 to 09/30/14).

Run Date . : 1/08/14
 Run Time . : 13:28:05

STATEMENT OF APPROPRIATIONS, ALLOTMENT, OUTSTANDING ENCUMBRANCE AND EXPENDITURES

Page . : 1
 Program: PRTAPPN

User ID . . . : DPWDUENB
 To date . . . : 9/2012
 Account . . . : 5101H121030IB110
 Dept/Division :

Exclude Object Codes:

<u>Account Number</u>	<u>Account Name</u>	<u>YTD Expenditures</u>	<u>O/S Encumbrance</u>	<u>Available Funds</u>	<u>Unallotted Balance</u>
Tot Appropriation	YTD Allotment				
5101H121030IB110450	SCHOOL BUS OPERATION			1,280,000.00	
1,280,000.00	1,280,000.00				

IB110 PROGRAM TOTALS	Count:	1		1,280,000.00	
1,280,000.00	1,280,000.00				

30 DIVISION TOTALS	Count:	1		1,280,000.00	
1,280,000.00	1,280,000.00				

10 DEPARTMENT TOTALS:	Count:	1		1,280,000.00	
1,280,000.00	1,280,000.00				

H12 APTYP+FY TOTALS:	Count:	1		1,280,000.00	
1,280,000.00	1,280,000.00				

101 FUND TOTALS:	Count:	1		1,280,000.00	
1,280,000.00	1,280,000.00				

FINAL TOTALS	Count:	1		1,280,000.00	
1,280,000.00	1,280,000.00				

Run Date . . : 1/08/14
 Run Time . . : 13:36:21

STATEMENT OF APPROPRIATIONS, ALLOTMENT, OUTSTANDING ENCUMBRANCE AND EXPENDITURES

Page . . : 1
 Program: PRTAPPN

User ID . . . : DPWUENB
 To date . . . : 9/2013
 Account . . . : 5101H121030IB110
 Dept/Division :

Exclude Object Codes:

<u>Account Number</u>	<u>Account Name</u>	<u>YTD Expenditures</u>	<u>O/S Encumbrance</u>	<u>Available Funds</u>	<u>Unalloted Balance</u>
Tot Appropriation	YTD Allotment				
5101H121030IB110230	SCHOOL BUS OPERATION			29,010.00	
29,010.00	29,010.00				
5101H121030IB110240	SCHOOL BUS OPERATION			75,000.00	
75,000.00	75,000.00				
5101H121030IB110450	SCHOOL BUS OPERATION	1,175,990.00			
1,175,990.00	1,175,990.00				

IB110 PROGRAM TOTALS	Count:	3		104,010.00	
1,280,000.00	1,280,000.00	1,175,990.00			

30 DIVISION TOTALS	Count:	3		104,010.00	
1,280,000.00	1,280,000.00	1,175,990.00			

10 DEPARTMENT TOTALS:	Count:	3		104,010.00	
1,280,000.00	1,280,000.00	1,175,990.00			

H12 APTYP+FY TOTALS:	Count:	3		104,010.00	
1,280,000.00	1,280,000.00	1,175,990.00			

101 FUND TOTALS:	Count:	3		104,010.00	
1,280,000.00	1,280,000.00	1,175,990.00			

FINAL TOTALS	Count:	3		104,010.00	
1,280,000.00	1,280,000.00	1,175,990.00			

Run Date . : 1/08/14
 Run Time . : 13:28:41

STATEMENT OF APPROPRIATIONS, ALLOTMENT, OUTSTANDING ENCUMBRANCE AND EXPENDITURES

Page . : 1
 Program: PRTAPPN

User ID. . . . : DPWDUENB
 To date. . . . : 12/2013
 Account. . . . : 5101H121030IB110
 Dept/Division :

Exclude Object Codes:

<u>Account Number</u>	<u>Account Name</u>	<u>YTD Expenditures</u>	<u>O/S Encumbrance</u>	<u>Available Funds</u>	<u>Unalloted Balance</u>
<u>Tot Appropriation</u>	<u>YTD Allotment</u>				
5101H121030IB110230	SCHOOL BUS OPERATION			29,010.00	
29,010.00	29,010.00				
5101H121030IB110240	SCHOOL BUS OPERATION			75,000.00	
75,000.00	75,000.00				
5101H121030IB110450	SCHOOL BUS OPERATION				

IB110 PROGRAM TOTALS	Count:	3		104,010.00	
104,010.00	104,010.00				

30 DIVISION TOTALS	Count:	3		104,010.00	
104,010.00	104,010.00				

10 DEPARTMENT TOTALS:	Count:	3		104,010.00	
104,010.00	104,010.00				



H12 APTYP+FY TOTALS:	Count:	3		104,010.00	
104,010.00	104,010.00				

101 FUND TOTALS:	Count:	3		104,010.00	
104,010.00	104,010.00				

FINAL TOTALS	Count:	3		104,010.00	
104,010.00	104,010.00				

Office of Finance and Budget
DEPARTMENTAL FEDERAL FUNDING ABSTRACT
 (Note: This form has a continuation page)

Department/Agency: Department of Public Works
 Division/Program: Bus Operations
 AS400 Account Number: 5101H131000IB110

Department/Agency Head Certification
Certified as to the accuracy of information contained herein:
 CARL V. DOMINGUEZ Signature
 Date

Grant Title	CFDA Number	Grant Award No.	Fiscal Year 2012					Fiscal Year 2013						
			FY 2012 Federal Grant Award Received	Grant Period	Indirect Cost Applied for/Amount Rec'd.	FY 2012 Expenditures/Encumbrances 1/	FY 2012 Actual Federal Reimbursement	No. of FTE's Funded by Grant	Grant Award No.	FY 2013 Federal Grant Award Received	Grant Period	Indirect Cost Applied for/Amount Rec'd.	FY 2013 Expenditures/Encumbrances 2/	FY 2013 Actual Federal Reimbursement
USDOJ-DPW Bus Satellite Facility Repair	15.875							D13AF00034	\$ 350,000.00	10/01/12 to 09/30/17	0	\$ -	\$ -	
Total			\$ -	\$ -	\$ -	\$ -	\$ -	\$ -	0	\$ 350,000.00	\$ -	\$ -	\$ -	0

1/ If a grant is a continuing grant from previous fiscal years, indicate only in this column, the expenditures/encumbrances which occurred in FY 2012 (10/01/11 to 09/30/12).
 2/ If a grant is a continuing grant from previous fiscal years, indicate only in this column, the expenditures/encumbrances which occurred in FY 2013 (10/01/12 to 09/30/13).
 3/ If a grant is a continuing grant from previous fiscal years, indicate only in this column, the expenditures/encumbrances which occurred in FY 2014 (10/01/13 to 09/30/14).

Office of Finance and Budget
 DEPARTMENTAL FEDERAL FUNDING ABSTRACT
 (Continued from page 1)

Division/Program: Bus Operations
 AS400 Account Number: 5101H131000IB110

As of December 31, 2013													
Fiscal Year 2014									FY 2015 Federal Award Request				
Grant Title	CFDA Number	Grant Award No.	FY 2014 Federal Grant Award Received	Grant Period	Indirect Cost Applied for/Amount Rec'd.	FY2014 Expenditures/Encumbrances 3/	FY 2014 Actual Federal Reimbursement	No. of FTE's Funded	FY 2015 Federal Award Request	Grant Award No.	Grant Period	Indirect Cost Applied for/Amount Rec'd.	No. of FTE's to be Funded by Grant
USDOJ-DPW Bus Satellite Facility Repair	15.875	D13AF00034	\$ -	10/01/12 to 09/30/17	-	\$ -	\$ -						
			\$ -	\$ -	\$ -	\$ -	\$ -	0	\$ -	\$ -	\$ -	\$ -	0

1/ If a grant is a continuing grant from previous fiscal years, indicate only in this column, the expenditures/encumbrances which occurred in FY 2012 (10/01/11 to 09/30/12).
 2/ If a grant is a continuing grant from previous fiscal years, indicate only in this column, the expenditures/encumbrances which occurred in FY 2013 (10/01/12 to 09/30/13).
 3/ If a grant is a continuing grant from previous fiscal years, indicate only in this column, the expenditures/encumbrances which occurred in FY 2014 (10/01/13 to 09/30/14).

Run Date . : 1/08/14
 Run Time . : 13:26:03

STATEMENT OF APPROPRIATIONS, ALLOTMENT, OUTSTANDING ENCUMBRANCE AND EXPENDITURES

Page . : 1
 Program: PRTAPPN

User ID . . . : DPWDUENB
 To date . . . : 9/2013
 Account . . . : 5101H131000IB110
 Dept/Division :

Exclude Object Codes:

<u>Account Number</u>	<u>Account Name</u>	<u>Tot Appropriation</u>	<u>YTD Allotment</u>	<u>YTD Expenditures</u>	<u>O/S Encumbrance</u>	<u>Available Funds</u>	<u>Unalloted Balance</u>
5101H131000IB110230	DPW BUS SATELLITE FAC REPAIRS	350,000.00					350,000.00

IB110	PROGRAM TOTALS		Count:	1			350,000.00
	350,000.00						

00	DIVISION TOTALS		Count:	1			350,000.00
	350,000.00						

10	DEPARTMENT TOTALS:		Count:	1			350,000.00
	350,000.00						

H13	APTYP+FY TOTALS:		Count:	1			350,000.00
	350,000.00						

101	FUND TOTALS:		Count:	1			350,000.00
	350,000.00						

FINAL	TOTALS		Count:	1			350,000.00
	350,000.00						

Run Date . : 1/08/14
 Run Time . : 13:25:15

STATEMENT OF APPROPRIATIONS, ALLOTMENT, OUTSTANDING ENCUMBRANCE AND EXPENDITURES

Page . : 1
 Program: PRTAPPN

User ID. . . . : DPWDUENB
 To date. . . . : 12/2013
 Account. . . . : 5101H131000IB110
 Dept/Division :

Exclude Object Codes:

<u>Account Number</u>	<u>Account Name</u>	<u>YTD Allotment</u>	<u>YTD Expenditures</u>	<u>O/S Encumbrance</u>	<u>Available Funds</u>	<u>Unalloted Balance</u>
5101H131000IB110230	DPW BUS SATELLITE FAC REPAIRS	350,000.00			350,000.00	

IB110 PROGRAM TOTALS	Count:	350,000.00	1		350,000.00	

00 DIVISION TOTALS	Count:	350,000.00	1		350,000.00	

10 DEPARTMENT TOTALS:	Count:	350,000.00	1		350,000.00	

H13 APTYP+FY TOTALS:	Count:	350,000.00	1		350,000.00	

101 FUND TOTALS:	Count:	350,000.00	1		350,000.00	

FINAL TOTALS	Count:	350,000.00	1		350,000.00	

Run Date . . : 1/15/14
Run Time . . : 8:42:22

STATEMENT OF APPROPRIATIONS, ALLOTMENT, OUTSTANDING ENCUMBRANCE AND EXPENDITURES

Page . . : 1
Program: PRTAPPN

User ID. . . . : DPWUENB
To date. . . . : 9/2012
Account. . . . : 5101F121000IB111
Dept/Division :

Exclude Object Codes:

<u>Account Number</u>	<u>Account Name</u>	<u>YTD Allotment</u>	<u>YTD Expenditures</u>	<u>O/S Encumbrance</u>	<u>Available Funds</u>	<u>Unallotted Balance</u>
5101F121000IB111290	COMP IMP-SCHOOL LEASEBACK PROJ	7,100,000.00	7,100,000.00			

IB111 PROGRAM TOTALS	Count:	7,100,000.00	7,100,000.00	1		

00 DIVISION TOTALS	Count:	7,100,000.00	7,100,000.00	1		

10 DEPARTMENT TOTALS:	Count:	7,100,000.00	7,100,000.00	1		

F12 APTYP+FY TOTALS:	Count:	7,100,000.00	7,100,000.00	1		

101 FUND TOTALS:	Count:	7,100,000.00	7,100,000.00	1		

FINAL TOTALS	Count:	7,100,000.00	7,100,000.00	1		

1/15/14

08:42:32

Appropriation account . . : 5101F121000IB111290 COMP IMP-SCHOOL LEASEBACK PROJ
 Ledger : 5
 Fund : 101 FEDERAL GRANT FUND
 Appropriation type . . : F FEDERAL CIP
 Fiscal year : 12
 Dept/division : 10 00 DEPARTMENT OF PUBLIC WORKS
 Program number : IB111
 Object code : 290 MISCELLANEOUS

Original appropriation . . : 7100000.00
 Budget adjustments . . . :
 Total appropriations . . . : 7100000.00
 Current period allotment :
 YTD allotment : 7100000.00
 Current prd expenditures :
 YTD expenditures : 7100000.00
 Outstanding encumbrance :

More . . .

Enter=Continue F3=Exit F12=Cancel Roll=Next/Prev Rcd

Appropriation account . . . : 5101F121000IB111290
Account name : COMP IMP-SCHOOL LEASEBACK PROJ
Authorization number . . . :
Grant award number : D12AF00001 FY2012 DOI COMPACT IMPACT
Catalog number : 15.875 DOI
Governmental function code : GG GENERAL GOVERNMENT
Appropriation function code: 7100 General Government
Federal percent : 1.00

Local account number . . . :
Job order number : 100012111290
Begin date : 11 14 2011
Lapse date : 11 14 2012
Obligation end date : 11 14 2012
Expenditure end date : 2 12 2013

Add user, date : ACCARILA 1 20 2012
Update user, date : ACCARILA 1 20 2012 Bottom
Enter=Continue F3=Exit F12=Cancel Roll=Next/Prev Rcd

DPWDUENB

FGIA Transaction Records

WRKFTRN

Account No : 5101F121000IB111 Fr tr dte: To tr dte:
 GL account : Fr add dt: To add dt:
 Tran code : 103 104 Document : Add user :
 CFDA No . : Tran amt :
 Type option, press Enter.
 5=Display

<u>Opt</u>	<u>Account No</u>	<u>G/L Account</u>	<u>Cde Document</u>	<u>Tran Date</u>	<u>Trans Amount</u>
	<u>Add User</u>	<u>Add Date</u>	<u>Description</u>	<u>CFDA No</u>	

N o r e c o r d s f o u n d

More...

F3=Exit F5=Refresh F12=Cancel F19=List Total F21=Print list

You have reached the bottom of the list.

WRKFTRN

Run Date . . : 1/14/14
Run Time . . : 11:05:46

STATEMENT OF APPROPRIATIONS, ALLOTMENT, OUTSTANDING ENCUMBRANCE AND EXPENDITURES

Page . . : 1
Program: PRTAPPN

COPY

User ID. . . . : DPWUENB
To date. . . . : 9/2013
Account. . . . : 5101F**1000IB111
Dept/Division :

Exclude Object Codes:

<u>Account Number</u>	<u>Account Name</u>	<u>YTD Allotment</u>	<u>YTD Expenditures</u>	<u>O/S Encumbrance</u>	<u>Available Funds</u>	<u>Unalloted Balance</u>
-----------------------	---------------------	----------------------	-------------------------	------------------------	------------------------	--------------------------

5101F091000IB111230 COMP IMP SCHOOL LEASEBACK PROJ

IB111 PROGRAM TOTALS Count: 1

00 DIVISION TOTALS Count: 1

10 DEPARTMENT TOTALS: Count: 1

F09 APTYP+FY TOTALS: Count: 1

5101F101000IB111290 COMP IMP-SCHOOL LEASEBACK PROJ

IB111 PROGRAM TOTALS Count: 1

00 DIVISION TOTALS Count: 1

10 DEPARTMENT TOTALS: Count: 1

F10 APTYP+FY TOTALS: Count: 1

5101F121000IB111290 COMP IMP-SCHOOL LEASEBACK PROJ

IB111 PROGRAM TOTALS Count: 1

00 DIVISION TOTALS Count: 1

10 DEPARTMENT TOTALS: Count: 1

F12 APTYP+FY TOTALS: Count: 1

5101F131000IB111290 COMP IMP-SCHOOL LEASEBACK PROJ
7,100,000.00 7,100,000.00 7,100,000.00

IB111 PROGRAM TOTALS Count: 1
7,100,000.00 7,100,000.00 7,100,000.00

00 DIVISION TOTALS Count: 1

Appropriation account . . : 5101F131000IB111290 COMP IMP-SCHOOL LEASEBACK PROJ
Ledger : 5
Fund : 101 FEDERAL GRANT FUND
Appropriation type . . : F FEDERAL CIP
Fiscal year : 13
Dept/division : 10 00 DEPARTMENT OF PUBLIC WORKS
Program number : IB111
Object code : 290 MISCELLANEOUS

Original appropriation . . : 7100000.00
Budget adjustments . . . :
Total appropriations . . : 7100000.00
Current period allotment :
YTD allotment : 7100000.00
Current prd expenditures :
YTD expenditures : 7100000.00
Outstanding encumbrance :

More . . .

Enter=Continue F3=Exit

F12=Cancel

Roll=Next/Prev Rcd

Appropriation account . . . : 5101F131000IB111290
Account name : COMP IMP-SCHOOL LEASEBACK PROJ
Authorization number . . . :
Grant award number : D13AF00025 FY2013 DOI COMPACT IMPACT
Catalog number : 15.875 DOI
Governmental function code : CIP CAPITAL IMPROVEMENT PROJECTS
Appropriation function code: 7950 CAPITAL IMPROVEMENT PROJECTS
Federal percent : 1.00

Local account number . . . :
Job order number : 100013111290
Begin date : 10 1 2012
Lapse date : 9 30 2017
Obligation end date . . . : 9 30 2017
Expenditure end date . . . : 12 29 2017

Add user, date : ACCARILA 12 27 2012
Update user, date :
Enter=Continue F3=Exit F12=Cancel Roll=Next/Prev Rcd Bottom

DPWDUENB

FGIA Transaction Records

WRKFTRN

Account No : 5101F131000IB111 Fr tr dte:
GL account : Fr add dt:
Tran code : 103 104 Document :
CFDA No . :

To tr dte:
To add dt:
Add user :
Tran amt :

Type option, press Enter.

5=Display

Opt	Account No	G/L Account	Cde Document	Tran Date	Trans Amount
	Add User	Add Date	Description	CFDA No	

N o r e c o r d s f o u n d

F3=Exit

F5=Refresh

F12=Cancel

F19=List Total

F21=Print List

More...

You have reached the bottom of the list.

WRKFTRN

Run Date . : 1/15/14 STATEMENT OF APPROPRIATIONS, ALLOTMENT, OUTSTANDING ENCUMBRANCE AND EXPENDITURES
 Run Time . : 8:43:35

Page . : 1
 Program: PRTAPPN

User ID. . . . : DPWUENB
 To date. . . . : 12/2013
 Account. . . . : 5101F141000IB111
 Dept/Division :

Exclude Object Codes:

<u>Account Number</u>	<u>Account Name</u>	<u>YTD Allotment</u>	<u>YTD Expenditures</u>	<u>O/S Encumbrance</u>	<u>Available Funds</u>	<u>Unallotted Balance</u>
5101F141000IB111290	DOI GRANT SCHOOL LEASEBACK PRJ					

IB111	PROGRAM TOTALS	Count:	1			

00	DIVISION TOTALS	Count:	1			

10	DEPARTMENT TOTALS:	Count:	1			

F14	APTYP+FY TOTALS:	Count:	1			

101	FUND TOTALS:	Count:	1			

	FINAL TOTALS	Count:	1			

DPWDUENB
1/15/14

Transaction Records

WRKTRN
08:51:55

Position to Account No, Tran date . . . _____

Type option, press Enter.
5=Display 7=Time Rcds

Opt	Account No	Cde	Tran Date	INO	Vendor	Trans Amount	Rvs
	Inv No	P/O number	Prior Ref	Batch	Add Date	Add User	CkYr RunId
___	5101F141000IB111290	655	1 6 2014	BMRMARIA			7,100,000.00
___	5101F141000IB111290	625	1 6 2014	BMRMARIA			7,100,000.00

F3=Exit F5=Refresh F11=Chg View F12=Cancel F19=Total
F21=Prt list F22=Export
You have reached the bottom of the list. WRKTRN

Appropriation account . . : 5101F141000IB111290 DOI GRANT SCHOOL LEASEBACK PRJ
Ledger : 5
Fund : 101 FEDERAL GRANT FUND
Appropriation type . . : F FEDERAL CIP
Fiscal year : 14
Dept/division : 10 00 DEPARTMENT OF PUBLIC WORKS
Program number : IB111
Object code : 290 MISCELLANEOUS

Last Closed
9/2013

To date
1/2014

Original appropriation . . : 7100000.00
Budget adjustments . . . :
Total appropriations . . . : 7100000.00
Current period allotment : 7100000.00
YTD allotment :
Current prd expenditures :
YTD expenditures :
Outstanding encumbrance :

More . . .

Enter=Continue F3=Exit F12=Cancel Roll=Next/Prev Rcd


Appropriation account . . . : 5101F141000IB111290
Account name : DOI GRANT SCHOOL LEASEBACK PRJ
Authorization number . . . :
Grant award number : D14AF00022GUM DOI GRANT SCHOOL LEASEBACK PRJ
Catalog number : 15.875 DOI
Governmental function code : CIP CAPITAL IMPROVEMENT PROJECTS
Appropriation function code: 7950 CAPITAL IMPROVEMENT PROJECTS
Federal percent : 1.00

Local account number . . . :
Job order number : 100014111290
Begin date : 10 1 2013
Lapse date : 9 30 2018
Obligation end date . . . : 9 30 2018
Expenditure end date . . . : 12 29 2018

Add user, date : ACCBORRO 12 20 2013
Update user, date : ACCBORRO 12 20 2013 Bottom
Enter=Continue F3=Exit F12=Cancel Roll=Next/Prev Rcd

Office of Finance and Budget
DEPARTMENTAL FEDERAL FUNDING ABSTRACT
 (Note: This form has a continuation page)

Department/Agency: Department of Public Works
 Division/Program: Bus Operations
 AS400 Account Number: 5101H131000IB112

Department/Agency Head Certification
Certified as to the accuracy of information contained herein:
 CARL V. DOMINGUEZ Signature Date 4/16/14

Grant Title	CFDA Number	Grant Award No.	Fiscal Year 2012					Fiscal Year 2013					No. of FTE's Funded by Grant			
			FY 2012 Federal Grant Award Received	Grant Period	Indirect Cost Applied for/Amount Rec'd.	FY 2012 Expenditures/Encumbrances 1/	FY 2012 Actual Federal Reimbursement	Grant Award No.	FY 2013 Federal Grant Award Received	Grant Period	Indirect Cost Applied for/Amount Rec'd.	FY 2013 Expenditures/Encumbrances 2/		FY 2013 Actual Federal Reimbursement		
USDOJ-School Bus Procurement (60 Pax)	15.875									D13AP00032	\$ 2,063,000.00	05/01/13 to 04/30/18	0	\$ -	\$ -	-
Total			\$ -	\$ -	\$ -	\$ -	\$ -	\$ -	\$ -	0	\$ 2,063,000.00	\$ -	\$ -	\$ -	\$ -	0

1/ If a grant is a continuing grant from previous fiscal years, indicate only in this column, the expenditures/encumbrances which occurred in FY 2012 (10/01/11 to 09/30/12).
 2/ If a grant is a continuing grant from previous fiscal years, indicate only in this column, the expenditures/encumbrances which occurred in FY 2013 (10/01/12 to 09/30/13).
 3/ If a grant is a continuing grant from previous fiscal years, indicate only in this column, the expenditures/encumbrances which occurred in FY 2014 (10/01/13 to 09/30/14).

**Office of Finance and Budget
DEPARTMENTAL FEDERAL FUNDING ABSTRACT
(Continued from page 1)**

Division/Program: Bus Operations
AS400 Account Number: 5101H1310001B112

As of December 31, 2013									FY 2015 Federal Award Request				
Fiscal Year 2014													
Grant Title	CFDA Number	Grant Award No.	FY 2014 Federal Grant Award Received	Grant Period	Indirect Cost Applied for/Amount Rec'd.	FY2014 Expenditures/Encumbrances 3/	FY 2014 Actual Federal Reimbursement	No. of FTE's Funded	FY 2015 Federal Award Request	Grant Award No.	Grant Period	Indirect Cost Applied for/Amount Rec'd.	No. of FTE's to be Funded by Grant
USDOJ-School Bus Procurement (60 Pax)	15.875	D13AP00032	\$ -	05/01/13 to 04/30/18	-	\$ 1,920,000.00	\$ -						
			\$ -		\$ -	\$ 1,920,000.00	\$ -	0	\$ -	\$ -	\$ -	\$ -	0

1/ If a grant is a continuing grant from previous fiscal years, indicate only in this column, the expenditures/encumbrances which occurred in FY 2012 (10/01/11 to 09/30/12).
2/ If a grant is a continuing grant from previous fiscal years, indicate only in this column, the expenditures/encumbrances which occurred in FY 2013 (10/01/12 to 09/30/13).
3/ If a grant is a continuing grant from previous fiscal years, indicate only in this column, the expenditures/encumbrances which occurred in FY 2014 (10/01/13 to 09/30/14).

Run Date . : 1/08/14
 Run Time . : 13:33:15

STATEMENT OF APPROPRIATIONS, ALLOTMENT, OUTSTANDING ENCUMBRANCE AND EXPENDITURES

Page . : 1
 Program: PRTAPPN

User ID. . . . : DPWUENE
 To date. . . . : 9/2013
 Account. . . . : 5101H131000IB112
 Dept/Division :

Exclude Object Codes:

<u>Account Number</u>	<u>Account Name</u>	<u>YTD Expenditures</u>	<u>O/S Encumbrance</u>	<u>Available Funds</u>	<u>Unalloted Balance</u>
5101H131000IB112230	FY13 DOI/CIP SCHL BUS	PROCRMNT			
5101H131000IB112250	FY13 DOI/CIP SCHL BUS	PROCRMNT			
5101H131000IB112450	FY13 DOI/CIP SCHL BUS	PROCRMNT			
2,063,000.00	2,063,000.00			2,063,000.00	

IB112 PROGRAM TOTALS	Count:	3			
2,063,000.00	2,063,000.00			2,063,000.00	

00 DIVISION TOTALS	Count:	3			
2,063,000.00	2,063,000.00			2,063,000.00	

10 DEPARTMENT TOTALS:	Count:	3			
2,063,000.00	2,063,000.00			2,063,000.00	

H13 APTYP+FY TOTALS:	Count:	3			
2,063,000.00	2,063,000.00			2,063,000.00	

101 FUND TOTALS:	Count:	3			
2,063,000.00	2,063,000.00			2,063,000.00	

FINAL TOTALS	Count:	3			
2,063,000.00	2,063,000.00			2,063,000.00	

User ID. . . . : DPWUENB
 To date. . . . : 12/2013
 Account. . . . : 5101H131000IB112
 Dept/Division :

Exclude Object Codes:

<u>Account Number</u>	<u>Account Name</u>	<u>YTD Expenditures</u>	<u>O/S Encumbrance</u>	<u>Available Funds</u>	<u>Unallotted Balance</u>
5101H131000IB112230	FY13 DOI/CIP SCHL BUS PROCRMNT				
5101H131000IB112250	FY13 DOI/CIP SCHL BUS PROCRMNT				
5101H131000IB112450	FY13 DOI/CIP SCHL BUS PROCRMNT				
		2,063,000.00	1,920,000.00	143,000.00	

IB112 PROGRAM TOTALS	Count:	3			
2,063,000.00	2,063,000.00		1,920,000.00	143,000.00	

00 DIVISION TOTALS	Count:	3			
2,063,000.00	2,063,000.00		1,920,000.00	143,000.00	


10 DEPARTMENT TOTALS:	Count:	3			
2,063,000.00	2,063,000.00		1,920,000.00	143,000.00	

H13 APTYP+FY TOTALS:	Count:	3			
2,063,000.00	2,063,000.00		1,920,000.00	143,000.00	

101 FUND TOTALS:	Count:	3			
2,063,000.00	2,063,000.00		1,920,000.00	143,000.00	

FINAL TOTALS	Count:	3			
2,063,000.00	2,063,000.00		1,920,000.00	143,000.00	

Office of Finance and Budget
DEPARTMENTAL FEDERAL FUNDING ABSTRACT
 (Note: This form has a continuation page)

Department/Agency Head Certification
 Certified as to the accuracy of information contained herein:

 CARL V. DOMINGUEZ
 Signature
 Date 1/16/14

Department/Agency: Department of Public Works
 Division/Program: Division of Highways
 AS400 Account Number: 5101H131000IB113

Grant Title	CFDA Number	Fiscal Year 2012							Fiscal Year 2013						
		Grant Award No.	FY 2012 Federal Grant Award Received	Grant Period	Indirect Cost Applied for/Amount Rec'd.	FY 2012 Expenditures/Encumbrances 1/	FY 2012 Actual Federal Reimbursement	No. of FTE's Funded by Grant	Grant Award No.	FY 2013 Federal Grant Award Received	Grant Period	Indirect Cost Applied for/Amount Rec'd.	FY 2013 Expenditures/Encumbrances 2/	FY 2013 Actual Federal Reimbursement	No. of FTE's Funded by Grant
DOI CIP-Heavy Equipment/Preventive Maintenance	15.875		\$ -					D13AP00034	\$ 2,000,000.00	05/01/13 to 04/30/18	\$ 0.00	\$ 0.00	\$ 0.00	0	
Total			\$ -				\$ -		\$ -			\$ -	\$ -	\$ -	0

1/ If a grant is a continuing grant from previous fiscal years, indicate only in this column, the expenditures/encumbrances which occurred in FY 2012 (10/01/11 to 09/30/12).
 2/ If a grant is a continuing grant from previous fiscal years, indicate only in this column, the expenditures/encumbrances which occurred in FY 2013 (10/01/12 to 09/30/13).
 3/ If a grant is a continuing grant from previous fiscal years, indicate only in this column, the expenditures/encumbrances which occurred in FY 2014 (10/01/13 to 09/30/14).

Office of Finance and Budget
 DEPARTMENTAL FEDERAL FUNDING ABSTRACT
 (Continued from page 1)

Division/Program: Division of Highways
 AS400 Account Number: 5101H131000IB113

As of December 31, 2013									FY 2015 Federal Award Request				
Fiscal Year 2014									FY 2015 Federal Award Request				
Grant Title	CFDA Number	Grant Award No.	FY 2014 Federal Grant Award Received	Grant Period	Indirect Cost Applied for/Amount Rec'd.	FY2014 Expenditures/Encumbrances 3/	FY 2014 Actual Federal Reimbursement	No. of FTE's Funded	FY 2015 Federal Award Request	Grant Award No.	Grant Period	Indirect Cost Applied for/Amount Rec'd.	No. of FTE's to be Funded by Grant
DOI CIP-Heavy Equipment/Preventive Maintenance	15.875	D13AP00034	\$ -	05/01/13 to 04/30/18	\$0.00	\$ 1,900,000.00	\$0.00	0					
			\$ -	\$ -	\$ -	\$ 1,900,000.00	\$ -	0	\$ -	\$ -	\$ -	\$ -	0

1/ If a grant is a continuing grant from previous fiscal years, indicate only in this column, the expenditures/encumbrances which occurred in FY 2012 (10/01/11 to 09/30/12).
 2/ If a grant is a continuing grant from previous fiscal years, indicate only in this column, the expenditures/encumbrances which occurred in FY 2013 (10/01/12 to 09/30/13).
 3/ If a grant is a continuing grant from previous fiscal years, indicate only in this column, the expenditures/encumbrances which occurred in FY 2014 (10/01/13 to 09/30/14).

Run Date . . : 1/12/14
 Run Time . . : 14:59:07

STATEMENT OF APPROPRIATIONS, ALLOTMENT, OUTSTANDING ENCUMBRANCE AND EXPENDITURES

Page . . : 1
 Program: PRTAPPN

User ID. . . . : DPWEARCE
 To date. . . . : 9/2013
 Account. . . . : 5101H131000IB113
 Dept/Division :

Exclude Object Codes:

<u>Account Number</u>	<u>Account Name</u>	<u>Tot Appropriation</u>	<u>YTD Allotment</u>	<u>YTD Expenditures</u>	<u>O/S Encumbrance</u>	<u>Available Funds</u>	<u>Unalloted Balance</u>
5101H131000IB113230	FY13 DOI CIP-HVY EQ/PREV MAINT						
5101H131000IB113250	FY13 DOI CIP-HVY EQ/PREV MAINT						
5101H131000IB113450	FY13 DOI CIP-HVY EQ/PREV MAINT	2,000,000.00	2,000,000.00			2,000,000.00	

IB113 PROGRAM TOTALS	Count:		3				
2,000,000.00	2,000,000.00					2,000,000.00	

00 DIVISION TOTALS	Count:		3				
2,000,000.00	2,000,000.00					2,000,000.00	

10 DEPARTMENT TOTALS:	Count:		3				
2,000,000.00	2,000,000.00					2,000,000.00	

H13 APTYP+FY TOTALS:	Count:		3				
2,000,000.00	2,000,000.00					2,000,000.00	

101 FUND TOTALS:	Count:		3				
2,000,000.00	2,000,000.00					2,000,000.00	

FINAL TOTALS	Count:		3				
2,000,000.00	2,000,000.00					2,000,000.00	

Run Date . . : 1/12/14
Run Time . . : 14:56:34

STATEMENT OF APPROPRIATIONS, ALLOTMENT, OUTSTANDING ENCUMBRANCE AND EXPENDITURES

Page . . : 1
Program: PRTAPPN

User ID. . . . : DPWBARCE
To date. . . . : 12/2013
Account. . . . : 5101H131000IB113450
Dept/Division :

Exclude Object Codes:

<u>Account Number</u>	<u>Account Name</u>				
<u>Tot Appropriation</u>	<u>YTD Allotment</u>	<u>YTD Expenditures</u>	<u>O/S Encumbrance</u>	<u>Available Funds</u>	<u>Unalloted Balance</u>
5101H131000IB113450	FY13 DOI CIP-HVY EQ/PREV MAINT				
2,000,000.00	2,000,000.00		1,900,000.00	100,000.00	

IB113 PROGRAM TOTALS	Count:	1			
2,000,000.00	2,000,000.00		1,900,000.00	100,000.00	

00 DIVISION TOTALS	Count:	1			
2,000,000.00	2,000,000.00		1,900,000.00	100,000.00	

10 DEPARTMENT TOTALS:	Count:	1			
2,000,000.00	2,000,000.00		1,900,000.00	100,000.00	

H13 APTYP+FY TOTALS:	Count:	1			
2,000,000.00	2,000,000.00		1,900,000.00	100,000.00	

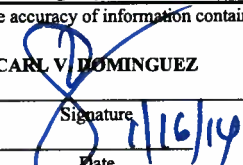
101 FUND TOTALS:	Count:	1			
2,000,000.00	2,000,000.00		1,900,000.00	100,000.00	

FINAL TOTALS	Count:	1			
2,000,000.00	2,000,000.00		1,900,000.00	100,000.00	

Office of Finance and Budget
DEPARTMENTAL FEDERAL FUNDING ABSTRACT
 (Note: This form has a continuation page)

Department/Agency:
 Division/Program:
 AS400 Account Number:

Department of Public Works
 Capital Improvement Projects
 5101H131000IB114

Department/Agency Head Certification
Certified as to the accuracy of information contained herein:
 CARL V. DOMINGUEZ Signature Date 1/16/14

Grant Title	CFDA Number	Grant Award No.	Fiscal Year 2012						Fiscal Year 2013						
			FY 2012 Federal Grant Award Received	Grant Period	Indirect Cost Applied for/Amount Rec'd.	FY 2012 Expenditures/Encumbrances 1/	FY 2012 Actual Federal Reimbursement	No. of FTE's Funded by Grant	Grant Award No.	FY 2013 Federal Grant Award Received	Grant Period	Indirect Cost Applied for/Amount Rec'd.	FY 2013 Expenditures/Encumbrances 2/	FY 2013 Actual Federal Reimbursement	No. of FTE's Funded by Grant
US DOI CIP Infrastructure Maintenance	15.875				0 \$	- \$	- \$		D13AP00035	\$ 545,000.00	05/01/13 to 04/30/18	- \$	- \$	- \$	
Total						\$ -	\$ -	\$ -		0 \$ 545,000.00	\$ -	\$ -	\$ -	\$ -	0

1/ If a grant is a continuing grant from previous fiscal years, indicate only in this column, the expenditures/encumbrances which occurred in FY 2012 (10/01/11 to 09/30/12).
 2/ If a grant is a continuing grant from previous fiscal years, indicate only in this column, the expenditures/encumbrances which occurred in FY 2013 (10/01/12 to 09/30/13).
 3/ If a grant is a continuing grant from previous fiscal years, indicate only in this column, the expenditures/encumbrances which occurred in FY 2014 (10/01/13 to 09/30/14).

Office of Finance and Budget
DEPARTMENTAL FEDERAL FUNDING ABSTRACT
(Continued from page 1)

Division/Program: Capital Improvement Projects
AS400 Account Number: 5101H131000IB114

As of December 31, 2013													
Fiscal Year 2014									FY 2015 Federal Award Request				
Grant Title	CFDA Number	Grant Award No.	FY 2014 Federal Grant Award Received	Grant Period	Indirect Cost Applied for/Amount Rec'd.	FY2014 Expenditures/Encumbrances 3/	FY 2014 Actual Federal Reimbursement	No. of FTE's Funded	FY 2015 Federal Award Request	Grant Award No.	Grant Period	Indirect Cost Applied for/Amount Rec'd.	No. of FTE's to be Funded by Grant
US DOI CIP Infrastructure Maintenance	15.875	D13AP00035	\$ -	05/01/13 to 04/30/18	-	\$ -	\$ -						
			\$ -	\$ -	\$ -	\$ -	\$ -	0	\$ -	\$ -	\$ -	\$ -	0

1/ If a grant is a continuing grant from previous fiscal years, indicate only in this column, the expenditures/encumbrances which occurred in FY 2012 (10/01/11 to 09/30/12).
2/ If a grant is a continuing grant from previous fiscal years, indicate only in this column, the expenditures/encumbrances which occurred in FY 2013 (10/01/12 to 09/30/13).
3/ If a grant is a continuing grant from previous fiscal years, indicate only in this column, the expenditures/encumbrances which occurred in FY 2014 (10/01/13 to 09/30/14).

Appropriation account . . . : 5101H131000IB114450
Account name : FY13 DOI CIP-INFRASTR MAINT
Authorization number . . . :
Grant award number : D13AP00035 FY2013 DOI CIP GRANT
Catalog number : 15.875 DOI
Governmental function code : GG GENERAL GOVERNMENT
Appropriation function code: 7100 General Government
Federal percent : 1.00

Local account number . . . :
Job order number : 100013114450
Begin date : 5 1 2013
Lapse date : 4 30 2018
Obligation end date . . . : 4 30 2018
Expenditure end date . . . : 7 29 2018

Add user, date : ACCARILA 8 7 2013
Update user, date : ACCARILA 8 7 2013 Bottom
Enter=Continue F3=Exit F12=Cancel Roll=Next/Prev Rcd

Run Date . : 1/10/14
 Run Time . : 15:42:49

STATEMENT OF APPROPRIATIONS, ALLOTMENT, OUTSTANDING ENCUMBRANCE AND EXPENDITURES

Page . : 1
 Program: PRTAPPN

User ID. . . . : DPWUENB
 To date. . . . : 9/2013
 Account. . . . : 5101H131000IB114
 Dept/Division :

Exclude Object Codes:

<u>Account Number</u>	<u>Account Name</u>	<u>YTD Allotment</u>	<u>YTD Expenditures</u>	<u>O/S Encumbrance</u>	<u>Available Funds</u>	<u>Unalloted Balance</u>
5101H131000IB114230	FY13 DOI CIP-INFRASTR MAINT					
5101H131000IB114250	FY13 DOI CIP-INFRASTR MAINT					
5101H131000IB114450	FY13 DOI CIP-INFRASTR MAINT					545,000.00

IB114	PROGRAM TOTALS	Count:	3			545,000.00
	545,000.00					

00	DIVISION TOTALS	Count:	3			545,000.00
	545,000.00					

10	DEPARTMENT TOTALS:	Count:	3			545,000.00
	545,000.00					

H13	APTYP+FY TOTALS:	Count:	3			545,000.00
	545,000.00					

101	FUND TOTALS:	Count:	3			545,000.00
	545,000.00					

FINAL	TOTALS	Count:	3			545,000.00
	545,000.00					

Run Date . : 1/10/14
 Run Time . : 15:41:58

STATEMENT OF APPROPRIATIONS, ALLOTMENT, OUTSTANDING ENCUMBRANCE AND EXPENDITURES

Page . : 1
 Program: PRTAPPN

User ID. . . . : DPWUENB
 To date. . . . : 12/2013
 Account. . . . : 5101H131000IB114
 Dept/Division :

Exclude Object Codes:

<u>Account Number</u>	<u>Account Name</u>	<u>YTD Expenditures</u>	<u>O/S Encumbrance</u>	<u>Available Funds</u>	<u>Unallotted Balance</u>
5101H131000IB114230	FY13 DOI CIP-INFRASTR MAINT				
5101H131000IB114250	FY13 DOI CIP-INFRASTR MAINT				
5101H131000IB114450	FY13 DOI CIP-INFRASTR MAINT				
		545,000.00		545,000.00	

IB114	PROGRAM TOTALS	Count:	3		
	545,000.00	545,000.00		545,000.00	

00	DIVISION TOTALS	Count:	3		
	545,000.00	545,000.00		545,000.00	

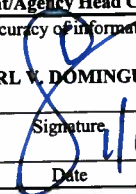
10	DEPARTMENT TOTALS:	Count:	3		
	545,000.00	545,000.00		545,000.00	

H13	APTY+FY TOTALS:	Count:	3		
	545,000.00	545,000.00		545,000.00	

101	FUND TOTALS:	Count:	3		
	545,000.00	545,000.00		545,000.00	

FINAL	TOTALS	Count:	3		
	545,000.00	545,000.00		545,000.00	

Office of Finance and Budget
DEPARTMENTAL FEDERAL FUNDING ABSTRACT
(Note: This form has a continuation page)

Department/Agency Head Certification	
Certified as to the accuracy of information contained herein:	
CARL V. DOMINGUEZ	
Signature	Date
	1/16/14

Department/Agency:
 Division/Program:
 AS400 Account Number:

Department of Public Works
 Transportation Maintenance
 5101H131020TA101

Grant Title	CFDA Number	Grant Award No.	Fiscal Year 2012					Fiscal Year 2013							
			FY 2012 Federal Grant Award Received	Grant Period	Indirect Cost Applied for/Amount Rec'd.	FY 2012 Expenditures/Encumbrances 1/	FY 2012 Actual Federal Reimbursement	No. of FTE's Funded by Grant	Grant Award No.	FY 2013 Federal Grant Award Received	Grant Period	Indirect Cost Applied for/Amount Rec'd.	FY 2013 Expenditures/Encumbrances 2/	FY 2013 Actual Federal Reimbursement	No. of FTE's Funded by Grant
DOI-DPW Fleet Management System	15.875				0	\$ -	\$ -		D13AP00107	\$ 200,000.00	07/18/13 to 09/30/17	\$ -	\$ -	\$ -	0
			\$ -	\$ -	\$ -	\$ -	\$ -		0	\$ 200,000.00	\$ -	\$ -	\$ -	\$ -	0
Total			\$ -	\$ -	\$ -	\$ -	\$ -		0	\$ 200,000.00	\$ -	\$ -	\$ -	\$ -	0

1/ If a grant is a continuing grant from previous fiscal years, indicate only in this column, the expenditures/encumbrances which occurred in FY 2012 (10/01/11 to 09/30/12).
 2/ If a grant is a continuing grant from previous fiscal years, indicate only in this column, the expenditures/encumbrances which occurred in FY 2013 (10/01/12 to 09/30/13).
 3/ If a grant is a continuing grant from previous fiscal years, indicate only in this column, the expenditures/encumbrances which occurred in FY 2014 (10/01/13 to 09/30/14).

**Office of Finance and Budget
DEPARTMENTAL FEDERAL FUNDING ABSTRACT
(Continued from page 1)**

Division/Program: Capital Improvement Projects
AS400 Account Number: 5101H131020TA101

		As of December 31, 2013							FY 2015 Federal Award Request				
		Fiscal Year 2014											
Grant Title	CFDA Number	Grant Award No.	FY 2014 Federal Grant Award Received	Grant Period	Indirect Cost Applied for/Amount Rec'd.	FY2014 Expenditures/Encumbrances 3/	FY 2014 Actual Federal Reimbursement	No. of FTE's Funded	FY 2015 Federal Award Request	Grant Award No.	Grant Period	Indirect Cost Applied for/Amount Rec'd.	No. of FTE's to be Funded by Grant
DOI-DPW Fleet Management System	15.875	D13AP00107	\$ -	07/18/13 to 09/30/17	-	\$ -	\$ -						
			\$ -	\$ -	\$ -	\$ -	\$ -	0	\$ -	\$ -	\$ -	\$ -	0

1/ If a grant is a continuing grant from previous fiscal years, indicate only in this column, the expenditures/encumbrances which occurred in FY 2012 (10/01/11 to 09/30/12).
 2/ If a grant is a continuing grant from previous fiscal years, indicate only in this column, the expenditures/encumbrances which occurred in FY 2013 (10/01/12 to 09/30/13).
 3/ If a grant is a continuing grant from previous fiscal years, indicate only in this column, the expenditures/encumbrances which occurred in FY 2014 (10/01/13 to 09/30/14).

Run Date . . : 1/14/14
Run Time . . : 14:52:36

STATEMENT OF APPROPRIATIONS, ALLOTMENT, OUTSTANDING ENCUMBRANCE AND EXPENDITURES

Page . . : 1
Program: PRTAPPN

User ID. . . . : DPWUENB
To date. . . . : 9/2013
Account. . . . : 5101H131020TA101
Dept/Division :

Exclude Object Codes:

<u>Account Number</u>	<u>Account Name</u>	<u>YTD Allotment</u>	<u>YTD Expenditures</u>	<u>O/S Encumbrance</u>	<u>Available Funds</u>	<u>Unalloted Balance</u>
5101H131020TA101230	DPW FLEET MANAGEMENT SYSTEM	200,000.00	200,000.00		200,000.00	

TA101 PROGRAM TOTALS	Count:	200,000.00	1		200,000.00	

20 DIVISION TOTALS	Count:	200,000.00	1		200,000.00	

10 DEPARTMENT TOTALS:	Count:	200,000.00	1		200,000.00	

H13 APTYP+FY TOTALS:	Count:	200,000.00	1		200,000.00	

101 FUND TOTALS:	Count:	200,000.00	1		200,000.00	

FINAL TOTALS	Count:	200,000.00	1		200,000.00	

Appropriation account . . . : 5101H131020TA101230
Account name : DPW FLEET MANAGEMENT SYSTEM
Authorization number . . . :
Grant award number : D13AP00107 MAINT ASST PRG MAP-GUAM-2013-1
Catalog number : 15.875 DOI
Governmental function code : GG GENERAL GOVERNMENT
Appropriation function code: 7100 General Government
Federal percent : 1.00

Local account number . . . :
Job order number : 102013101230
Begin date : 7 18 2013
Lapse date : 9 30 2017
Obligation end date . . . : 9 30 2017
Expenditure end date . . . : 12 30 2017

Add user, date : ACCARILA 9 27 2013
Update user, date : ACCARILA 9 27 2013 Bottom
Enter=Continue F3=Exit F12=Cancel Roll=Next/Prev Rcd

Run Date . : 1/14/14
 Run Time . : 14:52:57

STATEMENT OF APPROPRIATIONS, ALLOTMENT, OUTSTANDING ENCUMBRANCE AND EXPENDITURES

Page . : 1
 Program: PRTAPPN

User ID. . . . : DPWDUENB
 To date. . . . : 12/2013
 Account. . . . : 5101H131020TA101
 Dept/Division :

Exclude Object Codes:

<u>Account Number</u>	<u>Account Name</u>	<u>YTD Expenditures</u>	<u>O/S Encumbrance</u>	<u>Available Funds</u>	<u>Unallotted Balance</u>
<u>Tot Appropriation</u>	<u>YTD Allotment</u>				
5101H131020TA101230	DPW FLEET MANAGEMENT SYSTEM			200,000.00	
200,000.00	200,000.00				

TA101 PROGRAM TOTALS	Count:	1		200,000.00	
200,000.00	200,000.00				

20 DIVISION TOTALS	Count:	1		200,000.00	
200,000.00	200,000.00				

10 DEPARTMENT TOTALS:	Count:	1		200,000.00	
200,000.00	200,000.00				

H13 APTYP+FY TOTALS:	Count:	1		200,000.00	
200,000.00	200,000.00				

101 FUND TOTALS:	Count:	1		200,000.00	
200,000.00	200,000.00				

FINAL TOTALS	Count:	1		200,000.00	
200,000.00	200,000.00				

Office of Finance and Budget
 DEPARTMENTAL FEDERAL FUNDING ABSTRACT
 (Note: This form has a continuation page)

Department/Agency:
 Division/Program:
 AS400 Account Number:

Department of Public Works
 Capital Improvement Projects
 5101H131010TA104

Department/Agency Head Certification
Certified as to the accuracy of information contained herein:
CARL V. DOMINGUEZ
Signature _____
Date <u>1/16/14</u>

JR

Grant Title	CFDA Number	Grant Award No.	Fiscal Year 2012					Fiscal Year 2013							
			FY 2012 Federal Grant Award Received	Grant Period	Indirect Cost Applied for/Amount Rec'd.	FY 2012 Expenditures/Encumbrances 1/	FY 2012 Actual Federal Reimbursement	No. of FTE's Funded by Grant	Grant Award No.	FY 2013 Federal Grant Award Received	Grant Period	Indirect Cost Applied for/Amount Rec'd.	FY 2013 Expenditures/Encumbrances 2/	FY 2013 Actual Federal Reimbursement	No. of FTE's Funded by Grant
DOI-OIA TAP Grant - CIP Equipment	15.875				0	\$ -	\$ -		D13AP00106	\$ 20,000.00	07/18/13 to 09/30/16	-	\$ -	\$ -	
Total			\$ -	\$ -	\$ -	\$ -	\$ -	\$ -	0	\$ 20,000.00	\$ -	\$ -	\$ -	\$ -	0

1/ If a grant is a continuing grant from previous fiscal years, indicate only in this column, the expenditures/encumbrances which occurred in FY 2012 (10/01/11 to 09/30/12).
 2/ If a grant is a continuing grant from previous fiscal years, indicate only in this column, the expenditures/encumbrances which occurred in FY 2013 (10/01/12 to 09/30/13).
 3/ If a grant is a continuing grant from previous fiscal years, indicate only in this column, the expenditures/encumbrances which occurred in FY 2014 (10/01/13 to 09/30/14).

Office of Finance and Budget
 DEPARTMENTAL FEDERAL FUNDING ABSTRACT
 (Continued from page 1)

Division/Program: Capital Improvement Projects
 AS400 Account Number: 5101H131010TA104

As of December 31, 2013													
Fiscal Year 2014									FY 2015 Federal Award Request				
Grant Title	CFDA Number	Grant Award No.	FY 2014 Federal Grant Award Received	Grant Period	Indirect Cost Applied for/Amount Rec'd.	FY2014 Expenditures/Encumbrances 3/	FY 2014 Actual Federal Reimbursement	No. of FTE's Funded	FY 2015 Federal Award Request	Grant Award No.	Grant Period	Indirect Cost Applied for/Amount Rec'd.	No. of FTE's to be Funded by Grant
DOI-OIA TAP Grant - CIP Equipment	15.875	D13AP00106	\$ -	07/18/13 to 09/30/16	-	\$ -	\$ -						
			\$ -	\$ -	\$ -	\$ -	\$ -	0	\$ -	\$ -	\$ -	\$ -	0

1/ If a grant is a continuing grant from previous fiscal years, indicate only in this column, the expenditures/encumbrances which occurred in FY 2012 (10/01/11 to 09/30/12).
 2/ If a grant is a continuing grant from previous fiscal years, indicate only in this column, the expenditures/encumbrances which occurred in FY 2013 (10/01/12 to 09/30/13).
 3/ If a grant is a continuing grant from previous fiscal years, indicate only in this column, the expenditures/encumbrances which occurred in FY 2014 (10/01/13 to 09/30/14).

Appropriation account . . . : 5101H131010TA104450
Account name : TA-GU-2013-6 TECH ASSIST PROG
Authorization number . . . :
Grant award number : D13AP00106 TECH ASST PRG TAP-GUAM-2013-6
Catalog number : 15.875 DOI
Governmental function code : GG GENERAL GOVERNMENT
Appropriation function code: 7100 General Government
Federal percent : 1.00

Local account number . . . :
Job order number : 101013104450
Begin date : 7 18 2013
Lapse date : 9 30 2016
Obligation end date . . . : 9 30 2016
Expenditure end date . . . : 12 30 2016

Add user, date : ACCARILA 9 27 2013
Update user, date : ACCARILA 9 27 2013 Bottom
Enter=Continue F3=Exit F12=Cancel Roll=Next/Prev Rcd

Run Date . : 1/10/14
 Run Time . : 15:42:34

STATEMENT OF APPROPRIATIONS, ALLOTMENT, OUTSTANDING ENCUMBRANCE AND EXPENDITURES

Page . : 1
 Program: PRTAPPN

User ID. . . . : DPWUENB
 To date. . . . : 9/2013
 Account. . . . : 5101H131010TA104
 Dept/Division :

Exclude Object Codes:

<u>Account Number</u>	<u>Account Name</u>	<u>YTD Allotment</u>	<u>YTD Expenditures</u>	<u>O/S Encumbrance</u>	<u>Available Funds</u>	<u>Unalloted Balance</u>
5101H131010TA104250	TA-GU-2013-6 TECH ASSIST PROG					
5101H131010TA104450	TA-GU-2013-6 TECH ASSIST PROG	20,000.00	20,000.00		20,000.00	

TA104 PROGRAM TOTALS	Count:	20,000.00	20,000.00	2	20,000.00	

10 DIVISION TOTALS	Count:	20,000.00	20,000.00	2	20,000.00	

10 DEPARTMENT TOTALS:	Count:	20,000.00	20,000.00	2	20,000.00	

H13 APTYP+FY TOTALS:	Count:	20,000.00	20,000.00	2	20,000.00	

101 FUND TOTALS:	Count:	20,000.00	20,000.00	2	20,000.00	

FINAL TOTALS	Count:	20,000.00	20,000.00	2	20,000.00	

Run Date . : 1/10/14
 Run Time . : 15:41:40

STATEMENT OF APPROPRIATIONS, ALLOTMENT, OUTSTANDING ENCUMBRANCE AND EXPENDITURES

Page . : 1
 Program: PRTAPPN

User ID. . . . : DPWUENB
 To date. . . . : 12/2013
 Account. . . . : 5101H131010TA104
 Dept/Division :

Exclude Object Codes:

<u>Account Number</u>	<u>Account Name</u>	<u>YTD Expenditures</u>	<u>O/S Encumbrance</u>	<u>Available Funds</u>	<u>Unalloted Balance</u>
5101H131010TA104250	TA-GU-2013-6 TECH ASSIST PROG				
5101H131010TA104450	TA-GU-2013-6 TECH ASSIST PROG			20,000.00	
		20,000.00			

TA104 PROGRAM TOTALS	Count:	2			
20,000.00	20,000.00			20,000.00	

10 DIVISION TOTALS	Count:	2			
20,000.00	20,000.00			20,000.00	

10 DEPARTMENT TOTALS:	Count:	2			
20,000.00	20,000.00			20,000.00	

H13 APTYP+FY TOTALS:	Count:	2			
20,000.00	20,000.00			20,000.00	

101 FUND TOTALS:	Count:	2			
20,000.00	20,000.00			20,000.00	

FINAL TOTALS	Count:	2			
20,000.00	20,000.00			20,000.00	

Office of Finance and Budget
DEPARTMENTAL FEDERAL FUNDING ABSTRACT
(Note: This form has a continuation page)

Department/Agency:
 Division/Program:
 AS400 Account Number:

Department of Public Works
 Capital Improvement Projects
 5101H131010TA105

Department/Agency Head Certification
Certified as to the accuracy of information contained herein:
CARL V. DOMINGUEZ
Signature
Date <u>11/16/14</u>

JFC

Grant Title	CFDA Number	Fiscal Year 2012							Fiscal Year 2013						
		Grant Award No.	FY 2012 Federal Grant Award Received	Grant Period	Indirect Cost Applied for/Amount Rec'd.	FY 2012 Expenditures/Encumbrances 1/	FY 2012 Actual Federal Reimbursement	No. of FTE's Funded by Grant	Grant Award No.	FY 2013 Federal Grant Award Received	Grant Period	Indirect Cost Applied for/Amount Rec'd.	FY 2013 Expenditures/Encumbrances 2/	FY 2013 Actual Federal Reimbursement	No. of FTE's Funded by Grant
DOI-OLA TAP Grant-DPW Doors/Windows Replacement (Supplemental Grant)	15.875				0	\$ -	\$ -		D13AP00141	\$ 40,000.00	09/05/13 to 07/30/15	-	\$ -	\$ -	
Total			\$ -	\$ -	\$ -	\$ -	\$ -	\$ -	0	\$ 40,000.00		\$ -	\$ -	\$ -	\$ -

1/ If a grant is a continuing grant from previous fiscal years, indicate only in this column, the expenditures/encumbrances which occurred in FY 2012 (10/01/11 to 09/30/12).
 2/ If a grant is a continuing grant from previous fiscal years, indicate only in this column, the expenditures/encumbrances which occurred in FY 2013 (10/01/12 to 09/30/13).
 3/ If a grant is a continuing grant from previous fiscal years, indicate only in this column, the expenditures/encumbrances which occurred in FY 2014 (10/01/13 to 09/30/14).

Office of Finance and Budget
DEPARTMENTAL FEDERAL FUNDING ABSTRACT
(Continued from page 1)

Division/Program: Capital Improvement Projects
AS400 Account Number: 5101H131010TA105

As of December 31, 2013													
Fiscal Year 2014									FY 2015 Federal Award Request				
Grant Title	CFDA Number	Grant Award No.	FY 2014 Federal Grant Award Received	Grant Period	Indirect Cost Applied for/Amount Rec'd.	FY2014 Expenditures/Encumbrances 3/	FY 2014 Actual Federal Reimbursement	No. of FTE's Funded	FY 2015 Federal Award Request	Grant Award No.	Grant Period	Indirect Cost Applied for/Amount Rec'd.	No. of FTE's to be Funded by Grant
DOI-OIA TAP Grant-DPW Doors/Windows Replacement (Supplemental Grant)	15.875	D13AP00141	\$ -	09/05/13 to 07/30/15	-	\$ -	\$ -						
			\$ -		\$ -	\$ -	\$ -	0	\$ -	\$ -		\$ -	0

1/ If a grant is a continuing grant from previous fiscal years, indicate only in this column, the expenditures/encumbrances which occurred in FY 2012 (10/01/11 to 09/30/12).
2/ If a grant is a continuing grant from previous fiscal years, indicate only in this column, the expenditures/encumbrances which occurred in FY 2013 (10/01/12 to 09/30/13).
3/ If a grant is a continuing grant from previous fiscal years, indicate only in this column, the expenditures/encumbrances which occurred in FY 2014 (10/01/13 to 09/30/14).

Appropriation account . . . : 5101H131010TA105230
Account name : TAP-GUAM-2013-10 TECH ASSIST
Authorization number . . . :
Grant award number : D13AP00141 TAP-GUAM-2013-10 TECH ASSIST
Catalog number : 15.875 DOI
Governmental function code : GG GENERAL GOVERNMENT
Appropriation function code: 7100 General Government
Federal percent : 1.00

Local account number . . . :
Job order number : 101013105230
Begin date : 9 5 2013
Lapse date : 7 30 2015
Obligation end date . . . : 7 30 2015
Expenditure end date . . . : 10 28 2015

Add user, date : ACCBORRO 1 7 2014
Update user, date : ACCBORRO 1 7 2014 Bottom
Enter=Continue F3=Exit F12=Cancel Roll=Next/Prev Rcd

DPWDUENB

Appropriation Accounts

WRKAPPN

1/10/14

Period Ending 09/2013

15:42:04

Position to Account 5101H131010TA105

Type option, press Enter.

5=Display 11=Acct Total 13=Dsp FAS

<u>Opt</u>	<u>Account No</u>	<u>Account name</u>	<u>Object Description</u>
	<u>Total Approp</u>	<u>YTD Allot - (Expend + Encumb)</u>	<u>Fund Avail</u>

N o r e c o r d s f o u n d

F3=Exit F5=Refresh F10=Position F12=Cancel F14=File Total

F16=Lapse Sum F17=SumByObj F21=Prt/Export F23=More opts

You have reached the bottom of the list.

WRKAPPN

DPWUENB

Appropriation Accounts

WRKAPPN

1/10/14

To date is for 12/2013

15:40:55

Position to Account 5101H131010TA105

Type option, press Enter.

- 5=Display 6=Print 8=Transaction 9=Budget 10=Encumbrnce
- 11=Acct Total 13=Dsp FAS 14=Inv issues 16=FGIA 18=Monthly

Opt	<u>Account No</u>	<u>Account name</u>	<u>Object Description</u>
	<u>Total Approp</u>	<u>YTD Allot - (Expend + Encumb)</u>	<u>Fund Avail</u>
___	5101H131010TA105230	TAP-GUAM-2013-10	TECH ASSIST CONTRACT
___	5101H131010TA105450	TAP-GUAM-2013-10	TECH ASSIST CAPITAL

- F3=Exit F5=Refresh F9=Chg date F10=Position F12=Cancel
 - F14=File Total F16=Lapse Sum F17=SumByObj F21=Prt/Export F23=More opts
- You have reached the bottom of the list. WRKAPPN